



SECTION 9

FLO CONTROL® / NDS®

FITTINGS, VALVES, DRAINAGE

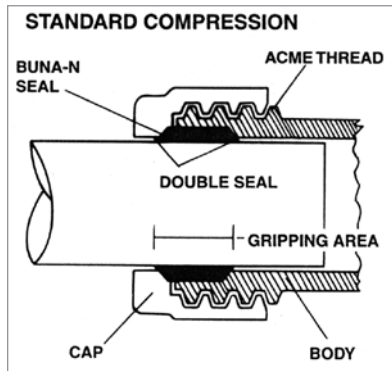


PRODUCT LINE	PAGE
Ball Valves	14
Catch Basins & Grates	17-30
Channel Drains	31-36
Check Valves	7-13
Compression Fittings - PVC, CPVC	1-3
Diverter Valves	12
Flo-Lock Fittings	4-5
Flo-Well Leaching Systems	15-16
Repair Couplings, Wrenches	6
Unions	12



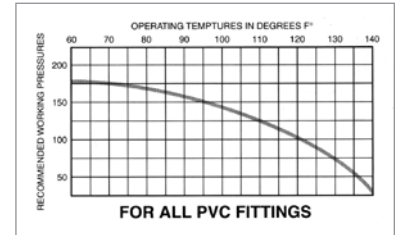


PVC Compression Fittings - IPS



PVC Compression Fitting Features:

- Iron pipe size
- For use with cold water only.
- Buna-N gasket seals
- ACME compression cap threads
- Rated at 200 PSI.



110 Series IPS



120 Series IPS



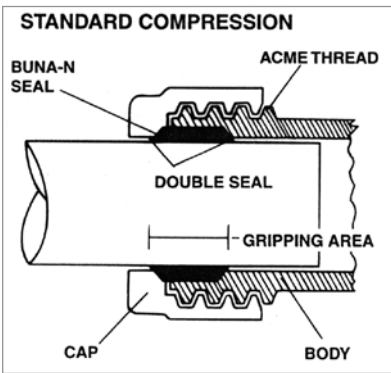
120C Series IPS



121 Series IPS

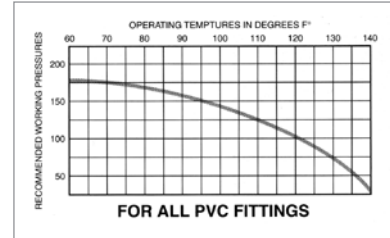
Part Number	IPS Size	Body Length	Ctn Qty	List Price
PVC IPS Compression Couplings, comp x comp				
110-05	1/2"	4"	28	\$ 5.33
110-07	3/4"	4-1/4"	24	7.21
110-10	1"	4-1/2"	15	9.27
110-12	1-1/4"	5"	10	14.37
110-15	1-1/2"	5-1/2"	16	14.84
110-20	2"	6"	12	19.50
110-25	2-1/2"	8"	3	36.40
110-30	3"	9"	3	47.53
110-40	4"	10"	3	78.25
110-60	6"	10"	1	176.21
PVC IPS Threaded Tee, comp x comp x fipt				
120-05	1/2"	4"	24	8.35
120-07	3/4"	4-1/4"	20	9.65
120-10	1"	4-1/2"	15	13.79
120-12	1-1/4"	5"	15	18.72
120-15	1-1/2"	5-1/2"	12	20.63
120-20	2"	6"	10	26.09
PVC IPS Threaded Tee, comp x comp x fipt, with stainless steel collar				
120-10C	1"	4-1/2"	15	16.38
PVC IPS Slip Tees, comp x comp x slip				
121-05	1/2"	4"	24	8.35
121-07	3/4"	4-1/4"	20	9.65
121-10	1"	4-1/2"	15	13.79
121-12	1-1/4"	5"	15	18.72
121-15	1-1/2"	5-1/2"	12	20.63
121-20	2"	6"	10	26.09

PVC Compression Fittings - IPS, CTS



PVC Compression Fitting Features:

- Iron pipe size
- For use with cold water only.
- Buna-N gasket seals
- ACME compression cap threads
- Rated at 200 PSI.



130 Series IPS

Part Number	IPS Size	Body Length	Ctn Qty	List Price
PVC IPS Male Adapter, comp x mipt				
130-07	3/4"	2 7/8"	20	\$ 6.03
130-10	1"	3 1/8"	30	7.37
130-12	1-1/4"	3 5/16"	20	11.13
130-15	1-1/2"	3 1/2"	16	11.66
130-20	2"	3 3/4"	12	14.44



210 Series CTS

Part Number	CTS Size	Body Length	Ctn Qty	List Price
PVC CTS Compression Coupling, comp x comp				
210-05	1/2"	4"	25	\$ 6.24
210-07	3/4"	4"	28	7.76
210-10	1"	4-1/4"	24	9.65
210-15	1 1/2"	5"	10	18.57
210-20	2"	6"	12	25.74

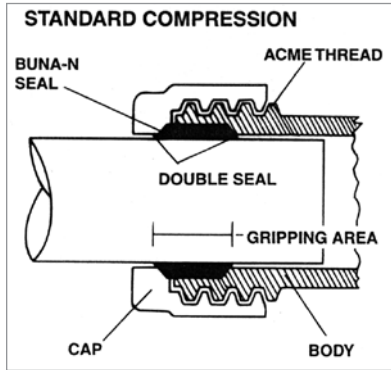


220 Series CTS

PVC CTS Threaded Tee, comp x comp x fipt				
220-05	1/2"	4"	36	9.07
220-07	3/4"	4"	24	11.82
220-10	1"	4-1/4"	18	15.63
220-12	1 1/4"	4-1/2"	12	21.34
220-15	1 1/2"	5"	15	23.79
220-20	2"	6"	10	36.96



CPVC Compression Fittings - IPS & CTS



CPVC Compression Fitting Features:

- Iron pipe size & copper tube size
- For hot water use.
- Not to exceed 100 psi at 180 °F
- Buna-N gasket seals
- ACME compression cap threads
- Rated at 200 PSI.



410 Series CTS



420 Series CTS

Part Number	Size	Description	Body Length	Ctn Qty	List Price
CPVC CTS Compression Couplings, comp x comp					
410-05	1/2"	1/2" cts x 1/2" cts	4"	25	\$ 9.53
410-07	3/4"	3/4" cts x 3/4" cts	4"	28	12.63
410-10	1"	1" cts x 1" cts	4-1/2"	24	15.31
CPVC CTS Threaded Tees, comp x comp x fipt					
420-05	1/2"	1/2 cts x 1/2 cts x 1/2 fipt	4"	36	10.67

TECHNICAL DATA FOR ALL FLO CONTROL FITTINGS & VALVES

- PVC MATERIAL SPECIFICATION:** PVC Type I, Grade I, Cell class 12454-B meeting requirements of ASTM D-1784-75 is used in the manufacturing of all fittings recommended for use of potable cold water (see temperature vs. pressure chart). Not recommended for use on systems exceeding 100 psi @ 120 °F.
- CPVC MATERIAL SPECIFICATION:** CPVC Type IV, Grade I, cell Class 23447-B meeting requirements of ASTM D-1784-75 is used in the manufacturing of all fittings recommended for use on potable hot water systems in accordance with ASTM D-2846-73. Not recommended for use on systems that will exceed 100 psi @ 180 °F.
- BUNA-N SEALS:** The gasket seal material is made of high quality Buna-N elastomeric compound which meets the requirements of ASTM D-2000. It is generally resistant to many hydrocarbons, fats, oils, greases, hydraulic fluids and chemicals. It is generally attacked by Ozone, Ketones, Esters, Aldehydes, chlorinated and nitro hydrocarbons. Reference chemical resistance under NBR (Nitrile) elastomers for specific listings.
- EPDM O-RINGS:** The o-ring material is made of high quality EPDM (Ethylene Polyene Copolymer) which meets the requirements of ASTM D-2000. EPDM has exceptionally good weather aging and ozone resistance, excellent water and chemical resistance and excellent aging resistance for most applications. EPDM is a polymer where oil and solvent resistance is poor. However, it is fairly good in ketones and alcohols. Reference chemical resistance under EPDM, EPT or EPR Elastomers for specific listings.
- DOUBLE SEAL** of standard compression fittings. A compressive action is created as the cap is tightened squeezing the Buna-N seals into the tapered

- recessed areas of the cap and body. This process creates a highly concentrated pressure at the two "double seal" points, thus providing positive protection against leakage.
- ACME THREAD:** General purpose 10 pitch Acme thread on compression cap section, eliminates the possibility of cross threading. This smooth running design prevents binding or galling as is often experienced in standard tapered threads.
 - COMPRESSION CONNECTIONS:** Compression cap should be drawn up hand tight to insure proper alignment and seating of gasket, then tighten 3/4 to 1 turn with a Flo Spanner Wrench or strap wrench. Average torque should be approximately 25 foot pounds on 1/2" through 2" IPS and 35 foot pounds on 2 1/2" and larger. Compression fittings are not recommended for use on compressed air lines or natural gas lines.
 - THREAD CONNECTIONS:** Use teflon tape on all IPS thread connections. IPS thread connections should be made hand tight plus 1/2 to 3/4 turn with a wrench.
 - THRUST BLOCKING:** When installing the standard compression seal fittings the pipe line must be restrained from lateral movement by thorough soil compaction on straight runs and thrust blocking at change of direction or reduction in size. Not recommended for use on pipe lines suspended on hangers.
 - FLO LOCK COMPRESSION ADAPTERS:** Recommended for use on PVC pipe with wall thickness of SDR-26, Class 160 or greater and copper tubing. Not recommended for use on galvanized pipe unless surface is sanded smooth. The gripper ring is made of stainless steel.
 - ALL SPRINGS** made of Series 300 stainless steel.

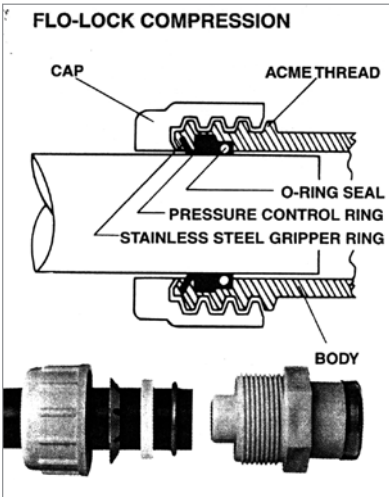


In the United States: Phone (800) 776-2266 Fax (800) 729-3299
In Canada: Phone (866) 503-5523 Fax (888) 562-2095

www.americangranby.com

9/7/11

Flo-Lock Fittings - PVC & CPVC



PVC/CPVC Flo-Lock Fitting Features:

- Iron pipe and copper tube size
- For cold (PVC) or hot (CPVC) water use.
- Built in stiffener to insure grip.
- EPDM o-ring seal
- PVC ring for controlling o-ring pressure.
- Stainless steel gripping ring prevents pull-out.
- Rated at 160 psi @ 72°F.



135 Series IPS



136 Series IPS



235 Series CTS



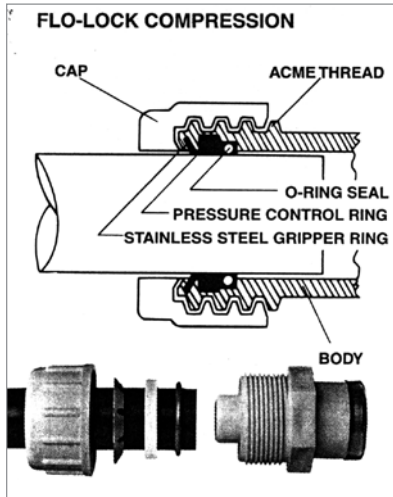
435 Series CTS

Part Number	IPS Size	IPS Connection	Ctn Qty	List Price
PVC IPS Male Adapter with Flo-Lock, flo lock x mipt				
135-05	1/2"	1/2" mipt	25	\$ 9.18
135-07	3/4"	3/4" mipt	20	10.60
135-10	1"	1" mipt	30	12.61
135-12	1-1/4"	1-1/4" mipt	20	16.98
135-15	1-1/2"	1-1/2" mipt	16	20.40
135-20	2"	2" mipt	12	26.46
PVC IPS Female Adapter with Flo-Lock, flo lock x fipt				
136-05	1/2"	1/2" fipt	25	11.24
136-07	3/4"	3/4" fipt	20	12.69
136-10	1"	1" fipt	14	14.78
136-12	1-1/4"	1-1/4" fipt	18	19.31
136-15	1-1/2"	1-1/2" fipt	16	22.06
136-20	2"	2" fipt	10	32.06

Part Number	CTS Size	IPS Connection	Ctn Qty	List Price
PVC CTS Male Adapter with Flo-Lock, flo lock x mipt				
235-05	1/2"	1/2" mipt	50	\$ 10.14
235-07	3/4"	3/4" mipt	25	10.37
235-10	1"	1" mipt	18	10.99
235-12	1-1/4"	1-1/4" mipt	24	14.92
235-20	2"	2" mipt	12	22.90
CPVC CTS Male Adapter with Flo-Lock, flo lock x mipt				
435-05	1/2"	1/2" cts x 1/2" mipt	50	9.42
435-07	3/4"	3/4" cts x 3/4" mipt	25	12.40



PVC Flo-Lock Fittings - SDR9 polyethylene pipe




PVC Flo-Lock Series 700 Features:

- For water service line installations.
- Use on polyethylene pipe - tube size SDR-9-160 and 200, ASTM D2737.
- Reliable connections for polyethylene or copper tube.
- PVC type I material - 160 psi at 72 °F.
- Dry pull test exceeds 400 psi.
- Quick burst test exceeds 600 psi.
- Stainless steel band to reinforce female thread.
- Not for use with compressed air or natural gas lines.



NSF LISTED SE-14: ALL
Compression fittings are listed by the National Sanitation Foundation as acceptable for use with potable water.



IAPMO LISTED: Listed by the International Association of Plumbing and Mechanical Officials Research Committee as meeting the requirements set forth by the Uniform Plumbing Code for potable water systems.
* Female threaded fittings are no longer IAPMO approved.



Series 700 Fittings for: Polyethylene tubing SDR-9 CTS - OD - ASTM-2666 & ASTM-2737 dimensions.			
Tubing Size	Nominal OD	Nominal ID	Pressure Rating - PSI
3/4"	0.875	0.675	160
1"	1.125	0.865	160
1 1/4"	1.375	1.059	160
1 1/2"	1.625	1.253	160
2"	2.125	1.629	160



710 Series



730 Series



731 Series



733 Series

☺ Insert stiffener supplied must be used with this fitting

Part Number	Tube Size	Description	Length	Ctn Qty	List Price
PVC Couplings, ts x ts					
710-07	3/4"	3/4" x 3/4"	4"	35	\$ 21.85
710-10	1"	1" x 1"	4"	24	25.83
710-17	1"	SDR9 x 3/4" SDR11	4"	36	30.80
710-12	1 1/4"	1 1/4" x 1 1/4"	4 1/2"	15	39.35
710-20 ☺	2"	2" x 2"	5"	12	60.12
PVC Male Adapters, mipt x ts					
730-07	3/4"	3/4" x 3/4"	2 5/8"	25	13.33
730-10	1"	1" x 1"	2 7/8"	18	16.78
730-15	1 1/2"	1 1/2" x 1 1/2"	3 1/2"	18	29.71
730-20	2"	2" x 2"	3 1/2"	12	47.57
730-71	3/4" x 1"	3/4" x 1"	2 7/8"	18	16.40
PVC Female Adapters, fipt x ts					
731-07	3/4"	3/4" x 3/4"	2 5/8"	25	14.78
731-10	1"	1" x 1"	2 7/8"	15	22.21
731-12	1 1/4"	1 1/4" x 1 1/4"	2 7/8"	12	29.15
731-15	1 1/2"	1 1/2" x 1 1/2"	3 1/2"	18	34.11
731-20 ☺	2"	2" x 2"	4"	12	50.38
731-71	3/4" x 1"	3/4" x 1"	2 7/8"	15	22.06
PVC Spigot Adapters, ips spigot x ts, (For use with Sch 40 PVC tees, ells)					
733-07	3/4"	3/4" x 3/4"	2 7/8"	18	13.33
733-10	1"	1" x 1"	2 7/8"	18	14.38
733-12	1 1/4"	1 1/4" x 1 1/4"	2 7/8"	12	25.70
733-15	1 1/2"	1 1/2" x 1 1/2"	3 1/2"	18	29.71
733-20 ☺	2"	2" x 2"	3 1/2"	12	47.57
733-71	3/4" x 1"	3/4" x 1"	3 1/2"	18	13.33



In the United States: Phone (800) 776-2266 Fax (800) 729-3299
In Canada: Phone (866) 503-5523 Fax (888) 562-2095

www.americangranby.com

9/7/11



117 Series



118 Series



Flo Span Expandable Repair Coupling Features:

- Double EPDM o-ring seal gives more protection from possible leakage due to deflection of piston in the extended position.
- EPDM o-ring seal also protects against contamination on the cylinder wall.
- Solvent cement trap located in cap to capture excess solvent cement.
- Made from PVC type I grade I material meeting ASTM D-1784
- 117 Series has union end, 118 Series does not have union end.

Part Number	IPS Size	Body Length	Ctn Qty	List Price	
PVC Flo-Span Expansion Couplings					
w/ union	no union				
117-05	118-05	1/2"	5-3/4"	28	\$ 7.71
117-07	118-07	3/4"	6-3/4"	24	8.03
117-10	118-10	1"	7-3/4"	15	9.50
117-12	118-12	1-1/4"	9"	10	17.50
117-15	118-15	1-1/2"	10"	16	19.18
117-20	118-20	2"	10-1/2"	12	29.94
	118-25	2-1/2"	13"	3	50.45
	118-30	3"	14-1/2"	3	63.09
	118-40	4"	14-1/2"	3	110.26



W Series

Part Number	For Use with Compression Sizes	Ctn Qty	List Price
Aluminum Spanner Wrenches, IPS			
W25	2-1/2" ips	1	\$ 114.04
W30	3" ips	1	124.80
W40	4" ips	1	144.98
W60	6" ips	1	177.82



SW Series

Part Number	For Use with Coupling Sizes	Ctn Qty	List Price
Adjustable Strap Wrench			
SW400	1/2" through 4"	60	\$ 17.68
SW600	1/2" through 6"	60	20.18

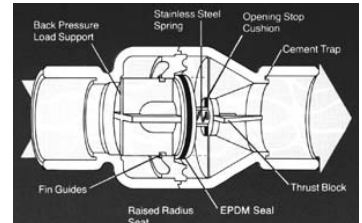


Check Valves - Flo Control



PVC Spring Check Valve Features:

- To stop backflow and syphoning.
- All water applications.
- Maintenance free operation.
- Tapered valve body design & enlarged valve chamber reduces chatter & turbulence.
- Raised radius valve seat, EPDM Seal for positive seal.
- Stainless steel spring load of 1/2 lb. or 2 lb.
- Solvent weld or male and female thread connections.
- 200 P.S.I. static pressure rating @ 72° F.
- Excess solvent cement trap - Designed to help prevent excess cement or softened material from entering into the body and sealing area during installation.
- NSF approved.



1001, 1011, 1012 Series



1011C Series



1800 Series

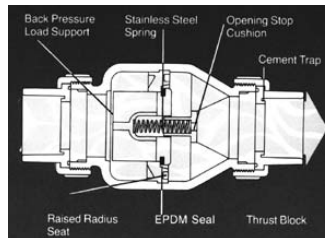
Part Number	IPS Size	Body Length	Ctn Qty	List Price
PVC Spring Check Valves (fipx x fipx)				Spring Tension 1/2 lb
1001-05	1/2"	4-1/8"	20	\$ 17.39
1001-07	3/4"	4-1/8"	20	18.00
1001-10	1"	5-1/4"	20	26.09
1001-12	1-1/4"	6-3/16"	15	34.80
1001-15	1-1/2"	6-3/16"	15	37.07
1001-20	2"	7"	10	53.35
PVC Spring Check Valves (slip x slip)				Spring Tension 1/2 lb
1011-05	1/2"	4-1/8"	20	17.39
1011-07	3/4"	4-1/8"	20	18.00
1011-10	1"	5-1/4"	20	26.09
1011-12	1-1/4"	6-3/16"	15	34.80
1011-15	1-1/2"	6-3/16"	15	37.07
1011-20	2"	7"	10	53.35
1011-25	2 1/2"		8	79.33
1011-30	3"		8	96.05
Clear				
1011C-15	1-1/2"	6-3/16"	10	46.38
1011C-20	2"	7"	10	60.29
PVC Spring Check Valve, (slip x slip)				Spring Tension 2 lbs.
1012-10	1"		20	26.09
1012-12	1-1/4"		15	34.80
1012-15	1-1/2"		15	37.07
1012-20	2"		10	53.35
Foot Valve Screen				
1800-07	3/4"	2-2/5"	1	2.99
1800-10	1"	2-4/5"	1	3.50
1800-12	1-1/4"	3"	1	5.01
1800-15	1-1/2"	3-2/5"	1	6.03
1800-20	2"	3-4/5"	1	7.01

Check Valves - Flo Control

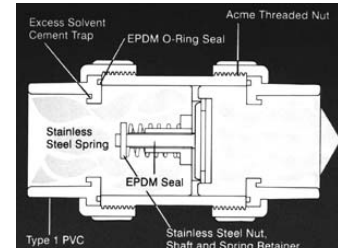


PVC True Union Spring Check Valve Features:


- Designed for easy body removal.
- Tail pieces remain in place.
- 1/2 lb. psi spring tension. 2 lb. spring tension available by special order.
- EPDM seal and o-rings.
- 200 P.S.I. static pressure rating @ 72° F.
- Stainless steel spring.
- Excess solvent cement trap.
- NSF approved.



1700 Series




1790 Series



1700 Series



1700C Series



1790 Series



1790C Series

Part Number	Description	Body Length	Ctn Qty	List Price
True Union Spring Check Valves - WHITE				1/2# Spring Tension
1700-15	1 1/2" spring check	8.345"	12	\$ 42.44
1700-20	2" spring check	9.735"	12	61.48
Replacement Body for 1700 Series Valves - WHITE				1/2# Spring Tension
8300-15	1 1/2" body only	5.188"	8	21.78
8300-20	2" body only	6.20"	4	32.58
True Union Spring Check Valves - CLEAR				1/2# Spring Tension
1700C-15	1 1/2" spring check	8.345"	12	53.44
1700C-20	2" spring check	9.735"	12	73.16
Replacement Body for 1700C Series Valves - CLEAR				1/2# Spring Tension
8300C-15	1 1/2" body only	5.188"	8	27.15
8300C-20	2" body only	6.20"	4	41.48
Compact True Union Spring Check Valves - WHITE				1/2# Spring Tension
1790-15	1 1/2" compact valve	6.54"	15	41.91
1790-20	2" compact valve	7.35"	10	52.90
Replacement Body for 1790 Series Valves - WHITE				1/2# Spring Tension
8240-15	1 1/2" body only	3.395"	8	15.92
8240-20	2" body only	3.825"	4	23.86
Compact True Union Spring Check Valves - CLEAR				1/2# Spring Tension
1790C-15	1 1/2" compact valve	6.54"	15	45.62
1790C-20	2" compact valve	7.35"	10	62.12
Replacement Body for 1790 Series Valves - CLEAR				1/2# Spring Tension
8240C-15	1 1/2" body only	3.395"	8	19.89
8240C-20	2" body only	3.825"	4	28.74



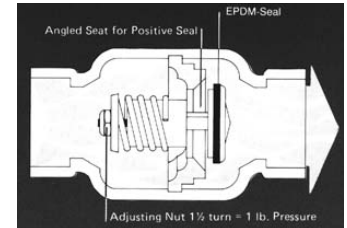


Check Valves - Flo Control



PVC Adjustable Spring Check Valve Features:

- Use to restrain pressure in elevated pipelines.
- Ideal for preventing syphoning.
- Male or female threaded connection.
- 200 psi static pressure rating @ 72 °F.
- Adjustable from 5 lb to 15 lb spring tension to retain a column of water 12 to 36 foot head.
- EPDM seal.
- NSF approved.



1205 Series

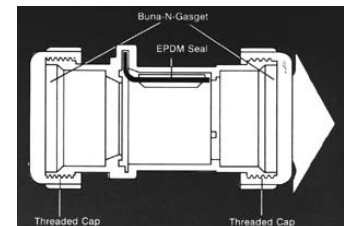


1235 Series

Part Number	IPS Size	Body Length	Ctn Qty	List Price
PVC Adjustable Spring Check Valves (fipf x fipf)				Spring Tension 5 lb
1205-05	1/2"	4-1/8"	20	\$ 19.36
1205-07	3/4"	4-1/8"	20	20.38
1205-10	1"	5-1/4"	20	26.86
1205-12	1-1/4"	6-3/16"	15	34.41
1205-15	1-1/2"	6-3/16"	15	36.64
PVC Adjustable Spring Check Valves (fipf x mipf)				Spring Tension 5 lb
1235-05	1/2"	4-1/8"	20	19.94
1235-07	3/4"	4-1/8"	20	20.38
1235-10	1"	5-1/4"	20	26.86

PVC SUMP CHECK Valve Features:

- Positive seal with long lasting EPDM weighted flapper and Buna-N gaskets.
- Easy installation and removal with compression seal connections. No hose clamps, cementing or threading necessary
- Allows 1 3/4" vertical movement of discharge pipe for easy removal of pump.
- Unitized body construction using spin welded process with permanent interlock of Buna-N flapper.
- Valve fits either 1 1/4" or 1 1/2" IPS size. Gaskets for both provided with each valve.
- Sump pumps with larger volume output use 1500 or 1520 series swing check. (see next page)
- Rated at 125 psi @ 72 °F.



SUMP CHECK

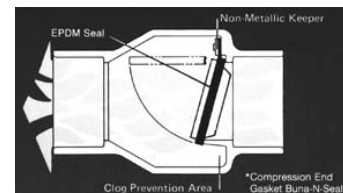
Part Number	IPS Size	Body Length	Ctn Qty	List Price
PVC Sump Check Valve				
BUNA-N gaskets are included for both the 1 1/4" and 1 1/2" applications				
SUMP CHECK	1-1/4"-1-1/2"	5 1/4"	12	\$ 28.43

Check Valves - Flo Control



PVC Swing Check Valve Features:

- No metallic parts, corrosion resistant..
- Full flow design.
- Angle seat and weighted flapper designed for low pressure seal.
- PVC weighted and shielded flapper will retain backpressure up to 125 psi.
- Iron pipe sized 1/2" - 4".
- Compression style for IPS sized plastic or metal pipe 1 1/4" - 3"
- Ideal for close working areas, easy pipe alignment.
- Compression ends can be used as union connections.
- Designed for both horizontal and vertical use.
- Pressure rated 125 psi @ 72° F.
- NSF approved.



1500 Series



1520 Series



1520C Series



1720 Series



1720C Series

Part Number	IPS Size	Body Length	Ctn Qty	List Price
PVC Swing Check Valve - WHITE comp x comp				
1500-12	1-1/4"	7-1/2"	12	\$ 38.48
1500-15	1-1/2"	7-1/2"	12	43.83
1500-20	2"	9-3/4"	12	61.68
1500-30	3"	14"	2	157.90
PVC Swing Check Valve - CLEAR comp x comp				
1500C-15	1-1/2"	7-1/2"	5	50.14
1500C-20	2"	9-3/4"	8	74.32
PVC Swing Check Valve - WHITE slip x slip				
1520-05	1/2"	4-1/2"	25	25.28
1520-07	3/4"	4-1/2"	25	25.74
1520-10	1"	5-1/8"	12	26.66
1520-12	1-1/4"	5-1/4"	12	27.82
1520-15	1-1/2"	5-3/4"	12	29.57
1520-20	2"	6"	12	45.21
1520-30	3"	9"	4	80.58
1520-40	4"	9-1/2"	4	114.20
PVC Swing Check Valve - CLEAR slip x slip				
1520C-10	1"	5-1/8"	1	35.01
1520C-12	1-1/4"	5 1/4"	1	36.87
1520C-15	1-1/2"	5 3/4"	12	39.88
1520C-20	2"	6"	12	57.50
True Union Swing Check Valves - WHITE slip x slip				
1720-15	1 1/2"		12	30.46
1720-20	2"		12	45.93
True Union Swing Check Valves - CLEAR BODY, WHITE NUTS/TAILS slip x slip				
1720C-10	1"		20	34.52
1720C-15	1 1/2"		12	43.83
1720C-20	2"		12	61.68
1720C-30	3"		20	118.48



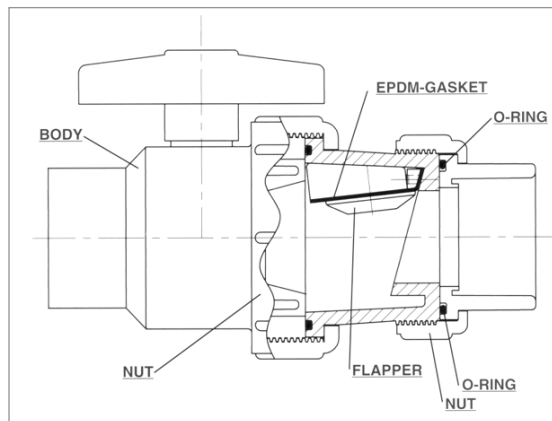
Check Valves - Flo Control



2200 Series

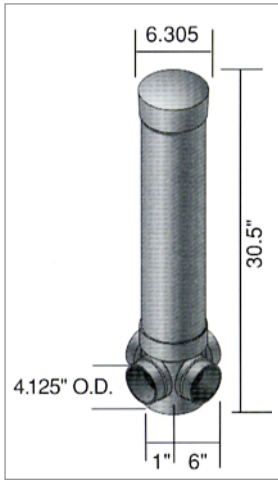
2200 Series Checkmate Features:

- One piece ball/check valve combination.
- Save time, labor and hassle to applications requiring in-line ball valves and check valves.
- True union or compression design allows for removal of check valve for cleaning or repairs.
- Rates at 125 psi. May be installed in vertical or horizontal position.
- Made of PVC type 1 grade 1 material meeting ASTM-D1784.



Part Number	Description	Ctn Qty	List Price
2200-15	1 1/2" Union x Slip	12	\$ 50.48
2200-20	2" Union x Slip	12	78.86
2200-15TU	1 1/2" Union x Union	12	66.87
2200-20TU	2" Union x Union	12	88.69
2200-15UC	1 1/2" Compression x Compression	12	61.06
2200-20UC	2" Compression x Compression	12	84.29

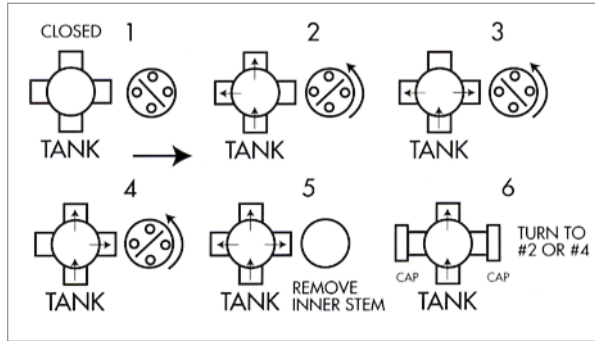
Diverter Valves, Sch 40 White Unions



575 Series

Diverter Valve Features:

- For septic tank leach fields.
- Made of tough molded plastic that will not shatter, bend, rust or corrode.
- Light in weight, easier to handle and less expensive to ship.
- Stem flow may be controlled to individual or up to 3 fields in any combination. With a 3-way stem, flow may be diverted to any two outlets. To allow flow through all outlets, the valve stem may be removed from the assembly.
- ABS is IAPMO listed.




Part Number	Description	Ctn Qty	List Price
575	4" ABS Diverter Valve, Black	4	\$ 196.97
575P	4" PVC Diverter Valve, White	4	196.97



1600 Series



Part Number	IPS Size	Ctn Qty	List Price
SCHEDULE 40 - MADE IN USA			
SLIP X SLIP			
1600-15	1 1/2" Socket both ends, 2" spigot one end	24	\$ 15.72
1600-20	2" Socket both ends, 2 1/2" spigot one end	20	20.76





Check Valves - PVC Spa, By-Pass

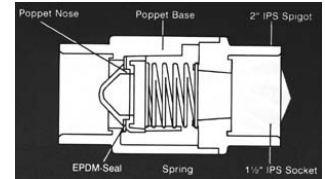


1050 Series



PVC Spa Air Valve Features:


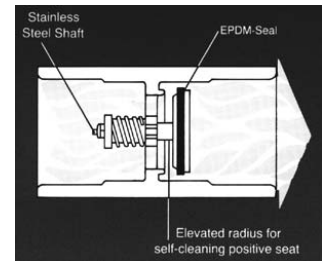
- Drip proof seal at low pressure.
- 1 1/2" IPS deep socket connection with 2" IPS OD spigot
- Excess solvent cement trap at base of socket to help prevent solvents from entering sealing area.
- Minimum restriction of air flow, using 1/4 lb. spring resulting in less burden on blower motor.
- Domed shaped seat for even air flow.
- EPDM seal.
- Stainless steel spring.
- NSF approved.



1095 Series

PVC In-Line By-Pass Check Valve Features:

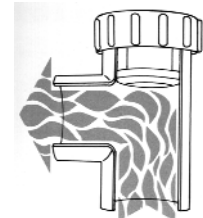
- In-line shape takes less space.
- Raised valve seat prevents excess cement of solvent from affecting the seal area.
- Poppet is equipped with EPDM seal.
- Body is made of Type 1 PVC.
- All metal parts are stainless steel.
- Valve stem is reinforced w/ full length stainless steel shaft.
- Static pressure tested: 150 psi @ 72 °F. Back pressure tested at 150 psi.
- Quick burst test proves in excess of 500 psi
- 2" iron pipe size
- Valve can be used on 1-1 1/2" pipe by use of a PVC Sch 40 bushing.
- Begins to open 5 lbs - Fully open 17 lbs.
- NSF approved.



1901/1903 Series

CPVC 90° Spring Check Valve Features:

- Use in pool, spa applications.
- CPVC body with corrosion proof poppet.
- Spring made of 302 stainless.
- Available with 1 lb. or 3 lb. spring tension.
- NSF approved.



Part Number	IPS Size	Body Length	Ctn Qty	List Price
PVC Spa Air Valve - 1-1/2" ips socket / 2" ips o.d. spigot				
1050-20	2"	5-1/8"	12	\$ 27.77
PVC In Line By-Pass Check Valve				
1095-20	2" w/ 5# spring	5"	12	35.02
CPVC 90° Spring Check Valve, w/ stainless steel poppet				
1901-15	1 1/2" check valve, 1 lb. tension		12	86.66
1903-15	1 1/2" check valve, 3 lb. tension		12	86.66
1901-20	2" socket x 2 1/2" spigot valve, 1 lb. tension		12	86.66
1903-20	1" socket x 2 1/2" spigot valve, 3 lb. tension		12	86.66

Valves - PVC Single Union, 3-way CPVC



1350 Series




PVC Single Union Ball Valve Features:

- PVC Type 1 construction for compatibility in joining rigid PVC and flex vinyl pipes.
- **Buna "N" O-Ring seal; HDPE seats.**
- 1-1/4 deep sockets on both ends for extra cementing surface area.
- Acme thread on assembly nut prevents cross threading.
- Tee handle for quarter turn on/off with stops.
- Working pressure: 150 PSI at 72°F, 100 PSI at 120°F.
- Threaded or socket.
- Made in USA.



Part Number	Threaded/Socket	Size	Ctn Qty	List Price
1350-15	Socket	1-1/2"	12	\$ 30.43
1350-20	Socket	2"	6	45.00
1351-15	Threaded	1-1/2"	12	30.43
1351-20	Threaded	2"	6	45.00



1930 Series

CPVC Three-Way Valve Features:

- For pool & spa applications.
- Made of CPVC plastic
- Diverts water anywhere diversion is required.
- Positive seal diverter prevents reverse flow.
- Diverter seals are made of a special lubricated EPDM material
- Available 1 1/2" - 2" slip with 2" and 2 1/2" spigot.
- Automatic saddle actuator adapter available.
- Rated at 160° F, 125 PSI

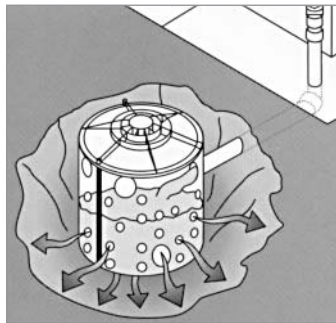


Shown with automatic saddle actuator adaption

Part Number	Description	Ctn Qty	List Price
1930-15	1 1/2" slip x 2" spigot	12	\$ 80.81
1930-20	2" slip x 2 1/2" spigot	12	80.81



Flo-Well® Storm Water Leaching System



Flo-Well Storm Water Leaching System


- Discharge water into the subsoil rapidly and easily.
- No need for piping systems to transport stormwater to a far-off point, large heavy equipment, considerable excavation of current landscape areas or large labor costs that those systems incur.

Materials:

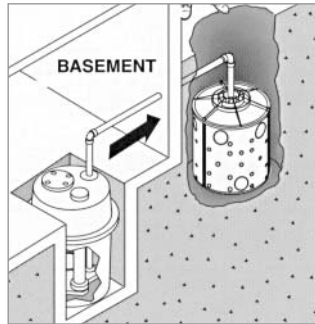
- Structural foam polyolefin with UV inhibitors.

Applications:


Flo-Well systems should be placed at least 10 feet from a structure or foundation.



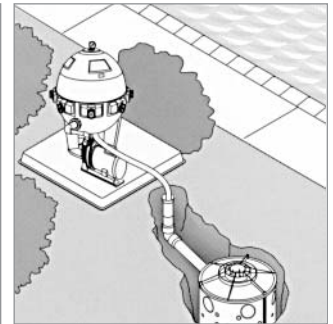
For gutters & downspouts



For sump pumps

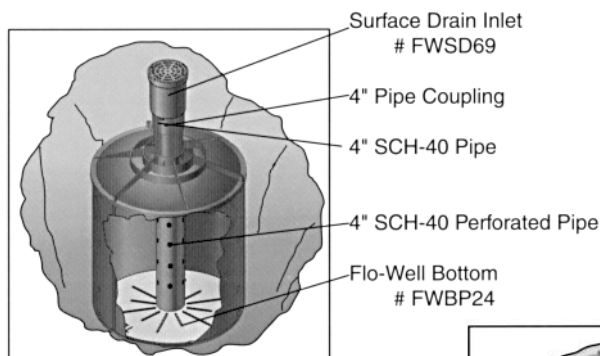


For low grade areas

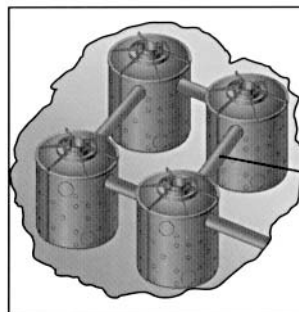


For pool backwash tanks

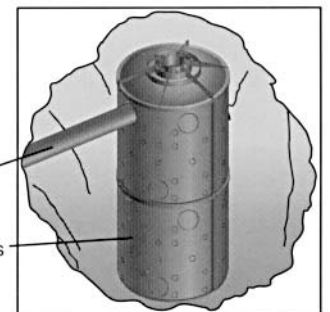
Options



For additional support



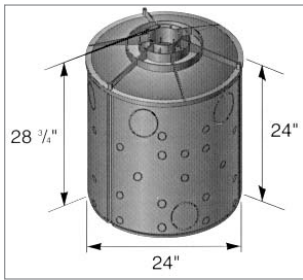
Can be connected



Can be stacked



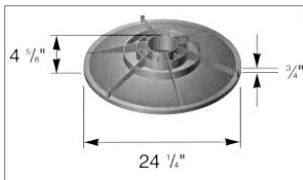
Flo-Well® Storm Water Leaching System



Flo-Well Storm water leaching system

- Includes 3 side panels, 1 top component
- 18 - 1 1/2" knockout leaching ports and 3 - 4 1/2" knockout inlet/outlet ports per panel.
- 49 gal capacity
- Fits 4" Sch 40 pipe and 4" DWV pipe

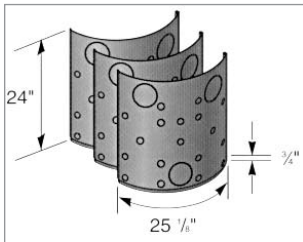
Part Number	Description	Color	Weight lbs.	Ctn Qty	List Price
FWAS24	24 x 28 3/4" round system	Black	25.15	1	\$ 288.74



Flo-Well Cover

- Fits FWAS24 and FWSPS3

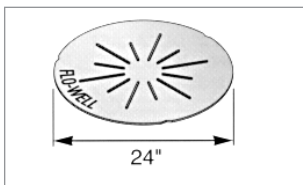
Part Number	Description	Color	Weight lbs.	Ctn Qty	List Price
FWAS24C	24" dia cover	Black	8.0	2	88.41



Flo-Well Side Panels/ Extension Only

- Includes 3 side panels, 24" high, with 3/4" lip for stacking.
- Fits FWSA24
- 18 - 1 1/2" knockout leaching ports and 3 - 4 1/2" knockout inlet/outlet ports per panel.

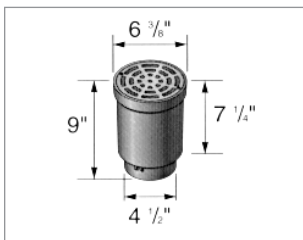
Part Number	Description	Color	Weight lbs.	Ctn Qty	List Price
FWSPS3	side panels	Black	5.0	1	200.35



Flo-Well Bottom

- Six 1 1/2" leaching ports
- Fits FWAS24

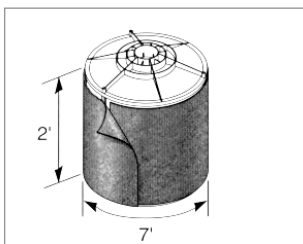
Part Number	Description	Color	Weight lbs.	Ctn Qty	List Price
FWBP24	24" dia bottom	Black	3.5	5	64.85



Flo-Well Surface Drain Inlet with Grate

- 6" grate with 4" inlet.
- Fits FWAS24 and FFWAS24C, PVC Sch 40 fittings

Part Number	Description	Color	Weight lbs.	Ctn Qty	List Price
FWSD69	4" Sch 40 Inlet	Black	1.85	8	76.63



Porus Filter Fabric Wrap for FloWell

- 7' long x 2' wide to surround drywell system
- Non woven fabric
- Weight 1 oz. Mullen burst 175 psi, 200 gpm flow through.

Part Number	Description	Color	Weight lbs.	Ctn Qty	List Price
FWFF67	7' x 2' Porus Filter Fabric Wrap	Black	0.35	20	17.68



Catch Basins & Grates


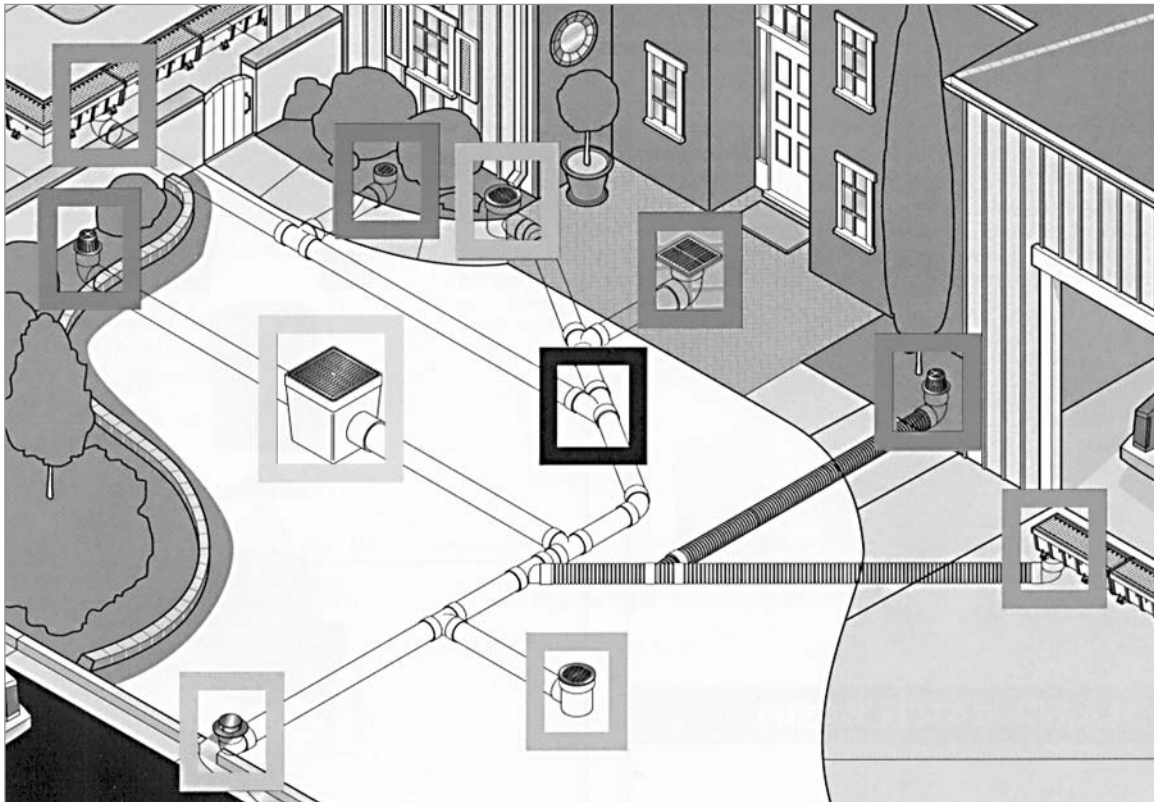
Catch Basin & Grate Features:

- Eliminates standing water and flooding on paved areas and lawns.
- Easy to install, sized to fit your project with catch basins from 6" to 24" and grates from 2" to 24".
- Prohibits structural damage to building foundations.
- Choose from a wide variety of products to fit every need.



Materials and Standards:

- Ultraviolet-resistant one piece injection-molded structural foam polyolefin for maximum strength.
- Installed properly, some plastic grates are suitable for light vehicular traffic. Standards vary per product. See individual product section for details.



Sewer & Drain Fittings
for piping systems and downspouts.



Channel Drains
for driveways, pools, spas, patios, sidewalks and wash-down areas.




Large Catch Basins
for large lawn or landscape areas, residential driveways and garages.



Small Catch Basins
for lawn and landscape areas.



Small Grates
for small lawn and landscape areas, patios and atriums.



Pop-up Emitters
for discharging water on the surface.



American Granby Inc.™

In the United States: Phone (800) 776-2266
In Canada: Phone (866) 503-5523

www.americangranby.com

Fax (800) 729-3299
Fax (888) 562-2095



4/2009

9.17

Catch Basins & Grates



Flexible by Design



Load Recommendations:



Class A

- Loads of 1-60 psi.
- Recommended for pedestrians, bicycles and wheel chair traffic.

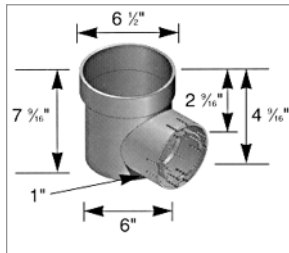


Class B

- Loads of 61-175 psi.
- Recommended for medium-duty pneumatic tire traffic, autos and light trucks at speeds less than 20 mph.

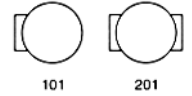


Spee-D Basins / Round Grates

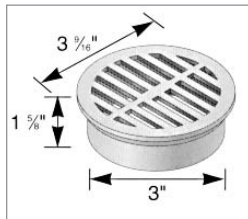


6" Spee-D Basin with 3" and 4" Locking Outlet

- Locking outlet snaps on to most 3" and 4" corrugated pipe.
- Outlets fit 3" or 4" sewer & drain pipe, corrugated pipe.



Part Number	Description	Color	Weight lbs.	Ctn Qty	List Price
101	1 - 3" and 4" locking outlet	Black	1.60	10	\$ 31.71
201	2 - 3" and 4" locking outlets	Black	1.90	10	31.71

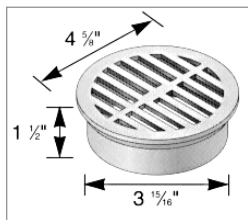


3" Round Grate

- 3" round structural foam polyolefin grate with UV inhibitor.
- Open surface area 2.6 sq. in.. 3.41 gpm
- 3/16" grate opening.
- Fits 3" sewer and drain pipe and fittings, corrugated pipe and triple wall pipe.



Part Number	Description	Color	Weight lbs.	Ctn Qty	List Price
14	3" round grate	Black	0.15	40	\$ 6.30
15	3" round grate	Gray	0.15	40	6.30
16	3" round grate	Green	0.15	40	6.30

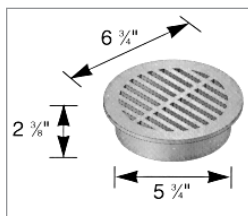


4" Round Grate

- 4" round structural foam polyolefin grate with UV inhibitor.
- Open surface area 3.85 sq. in.. 5.04 gpm
- 1/4" grate opening.
- Fits 4" sewer and drain pipe and fittings, corrugated pipe and triple wall pipe.



Part Number	Description	Color	Weight lbs.	Ctn Qty	List Price
11	4" round grate	Black	0.20	25	\$ 6.69
12	4" round grate	Gray	0.20	25	6.69
13	4" round grate	Green	0.20	25	6.69



6" Round Grate

- 6" round structural foam polyolefin grate with UV inhibitor.
- Open surface area 9.10 sq. in.. 11.92 gpm
- 1/4" grate opening.
- Fits Spee-D basin, 6" sewer and drain pipe and fittings, corrugated pipe.



Part Number	Description	Color	Weight lbs.	Ctn Qty	List Price
40	6" round grate	Black	0.80	10	\$ 18.59
50	6" round grate	Green	0.80	10	18.59
60	6" round grate	Gray	0.80	10	18.59

AGI has access to the complete line of NDS drainage products. Contact customer sales for more information and pricing.

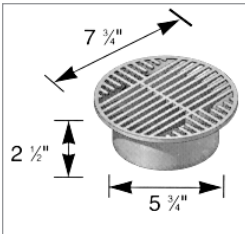


www.americangranby.com
 In the United States: Phone (800) 776-2266 Fax (800) 729-3299
 In Canada: Phone (866) 503-5523 Fax (888) 562-2095

5/3/11

9.19

Round Grates

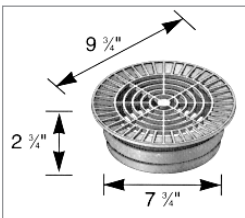


8" Round Grate

- 8" round structural foam polyolefin grate with UV inhibitor.
- Open surface area 11.50 sq. in.. 15.07 gpm
- 5/16" grate opening.
- Fits Spee-D basin, 6" sewer and drain pipe and fittings, corrugated pipe.



Part Number	Description	Color	Weight lbs.	Ctn Qty	List Price
10	8" round grate	Black	0.80	10	\$ 21.73
20	8" round grate	Green	0.80	10	21.73
30	8" round grate	Gray	0.80	10	21.73

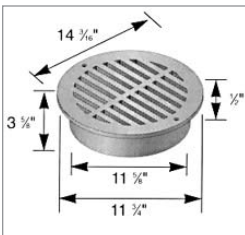


10" Round Grate

- 10" round structural foam polyolefin grate with UV inhibitor.
- Open surface area 17.46 sq. in.. 22.87 gpm
- 5/16" grate opening.
- Fits 8" sewer and drain pipe and fittings, corrugated pipe.



Part Number	Description	Color	Weight lbs.	Ctn Qty	List Price
1040	10" round grate	Black	1.50	10	\$ 36.10
1050	10" round grate	Green	1.50	10	36.10
1060 ☺	10" round grate	Gray	1.50	10	36.10

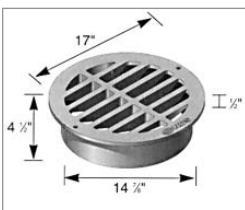


12" Round Grate

- 12" round structural foam polyolefin grate with UV inhibitor.
- Open surface area 46.00 sq. in.. 60.26 gpm
- 9/16" grate opening.
- Fits 12" sewer and drain pipe, corrugated pipe.



Part Number	Description	Color	Weight lbs.	Ctn Qty	List Price
1240	12" round grate	Black	3.35	6	\$ 113.99
1250	12" round grate	Green	3.35	6	113.99



15" Round Grate

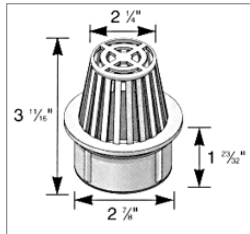
- 15" round structural foam polyolefin grate with UV inhibitor.
- Open surface area 85.60 sq. in.. 112.14 gpm
- 1 1/4" grate opening.
- Fits 15" sewer and drain pipe and fittings, corrugated pipe.



Part Number	Description	Color	Weight lbs.	Ctn Qty	List Price
1511	15" round grate	Black	6.15	1	\$ 224.66
1512	15" round grate	Green	6.15	1	224.66

☺ Non-stock item, available on a special order basis.

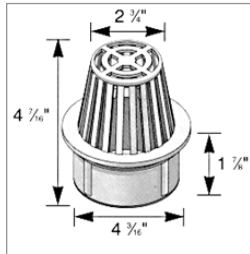
AGI has access to the complete line of NDS drainage products. Contact customer sales for more information and pricing.



3" Atrium Grate

- 3" Flat top structural foam polyolefin atrium grate with UV inhibitor.
- Open surface area 9.5 sq. in.. 12.45 gpm
- 1/4" grate opening.
- Fits 3" sewer and drain pipe and fittings, corrugated pipe and triple wall pipe.

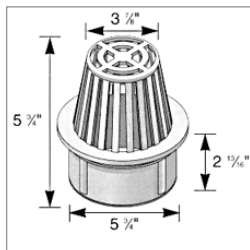
Part Number	Description	Color	Weight lbs.	Ctn Qty	List Price
70	3" atrium grate	Green	0.25	20	\$ 14.75
72 ☺	3" atrium grate	Gray	0.25	20	14.75
74	3" atrium grate	Black	0.25	20	14.75



4" Atrium Grate

- 4" Flat top structural foam polyolefin atrium grate with UV inhibitor.
- Open surface area 14.5 sq. in.. 19.0 gpm
- 1/4" grate opening.
- Fits 4" sewer and drain pipe and fittings, corrugated pipe and triple wall pipe.

Part Number	Description	Color	Weight lbs.	Ctn Qty	List Price
75	4" atrium grate	Green	0.30	20	\$ 22.21
76 ☺	4" atrium grate	Gray	0.30	20	22.21
78	4" atrium grate	Black	0.30	20	22.21



6" Atrium Grate

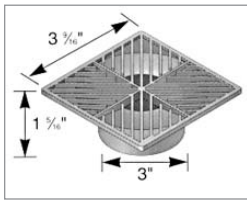
- 6" Flat top structural foam polyolefin atrium grate with UV inhibitor.
- Open surface area 25.5 sq. in.. 33.41 gpm
- 1/4" grate opening.
- Fits Spee-D basin, 6" sewer and drain pipe and fittings, corrugated pipe.

Part Number	Description	Color	Weight lbs.	Ctn Qty	List Price
80	6" atrium grate	Green	0.70	10	\$ 29.76
81 ☺	6" atrium grate	Gray	0.70	10	29.76
90	6" atrium grate	Black	0.70	10	29.76

☺ Non-stock item, available on a special order basis.

AGI has access to the complete line of NDS drainage products. Contact customer sales for more information and pricing.

Square Grates

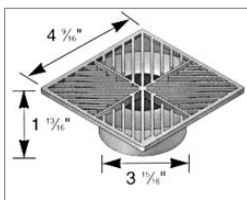


4" Square Grate

- 4" square structural foam polyolefin grate with diagonally converging pattern with UV inhibitor.
- Open surface area 3.45 sq. in.. 4.52 gpm
- 3/16" grate opening.
- Fits 3" sewer & drain pipe and fittings, corrugated pipe and triple wall pipe.



Part Number	Description	Color	Weight lbs.	Ctn Qty	List Price
01	4" square grate	Green	0.11	40	\$ 7.86
02	4" square grate	Black	0.11	40	7.86

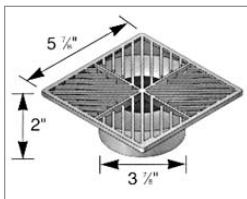


5" Square Grate

- 5" square structural foam polyolefin grate with diagonally converging pattern with UV inhibitor.
- Open surface area 4.25 sq. in.. 5.57 gpm
- 3/16" grate opening.
- Fits 4" sewer & drain pipe and fittings, corrugated pipe and triple wall pipe.



Part Number	Description	Color	Weight lbs.	Ctn Qty	List Price
07	5" square grate	Green	0.20	25	\$ 8.65
08	5" square grate	Black	0.20	25	8.65

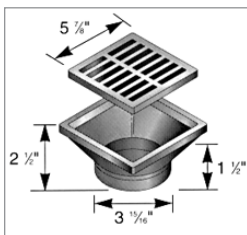


6" Square Grate

- 6" square structural foam polyolefin grate with diagonally converging pattern with UV inhibitor.
- Open surface area 10.40 sq. in.. 13.62 gpm
- 1/4" grate opening.
- Fits 3" or 4" sewer & drain pipe, corrugated pipe and triple wall pipe.



Part Number	Description	Color	Weight lbs.	Ctn Qty	List Price
04	6" square grate	Black	0.40	10	\$ 13.13
05	6" square grate	Green	0.40	10	13.13



6" x 6" x 4" Square Grate and Adapter

- 6" x 6" low profile adapter and structural foam polyolefin removable grate with UV inhibitor & stainless steel screws.
- Open surface area 13.61 sq. in.. 17.83 gpm
- 1/4" grate opening.
- Fits 3" or 4" sewer & drain pipe and fittings, corrugated pipe and triple wall pipe.

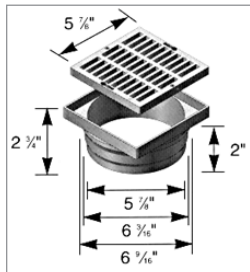


Part Number	Description	Color	Weight lbs.	Ctn Qty	List Price
640	6" x 6" x 4" square grate & adapter	Black	0.88	8	\$ 41.93
641	6" x 6" x 4" square grate & adapter	Green	0.88	8	41.93

AGI has access to the complete line of NDS drainage products. Contact customer sales for more information and pricing.



Square Grates

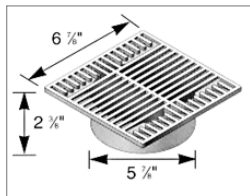


6" x 6" x 6" Square Grate and Adapter

- 6" x 6" low profile adapter and structural foam polyolefin removable grate with UV inhibitor & stainless steel screws.
- Open surface area 13.61 sq. in.. 17.83 gpm
- 1/4" grate opening.
- Fits Spee-D basin, 6" sewer & drain pipe and fittings.



Part Number	Description	Color	Weight lbs.	Ctn Qty	List Price
637	6" x 6" x 6" square grate & adapter	Black	0.88	8	\$ 41.93
638	6" x 6" x 6" square grate & adapter	Green	0.88	8	41.93
639	6" x 6" x 6" square grate & adapter	Gray	0.88	8	41.93

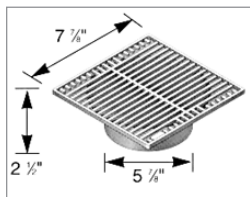


7" Square Grate

- 7" square structural foam polyolefin grate with UV inhibitor.
- Open surface area 13.60 sq. in.. 17.83 gpm
- 1/4" grate opening.
- Fits Spee-D basin, 6" sewer & drain pipe and fittings, corrugated pipe.



Part Number	Description	Color	Weight lbs.	Ctn Qty	List Price
771	7" square grate	Black	0.70	10	\$ 19.90
772	7" square grate	Green	0.70	10	19.90
773	7" square grate	Gray	0.70	10	19.90

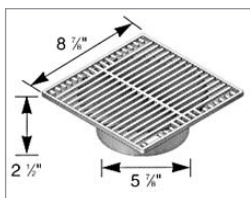


8" Square Grate

- 8" square structural foam polyolefin grate with UV inhibitor.
- Open surface area 17.16 sq. in.. 22.48 gpm
- 1/4" grate opening.
- Fits Spee-D basin, 6" sewer & drain pipe and fittings, corrugated pipe.



Part Number	Description	Color	Weight lbs.	Ctn Qty	List Price
881	8" square grate	Black	0.80	10	\$ 20.78
882	8" square grate	Green	0.80	10	20.78



9" Square Grate

- 9" square structural foam polyolefin grate with UV inhibitor.
- Open surface area 28.40 sq. in.. 37.20 gpm
- 5/16" grate opening.
- Fits Spee-D basin, 6" sewer & drain pipe and fittings, corrugated pipe.



Part Number	Description	Color	Weight lbs.	Ctn Qty	List Price
950	9" square grate	Green	1.90	10	\$ 32.16
960	9" square grate	Gray	1.90	10	32.16

AGI has access to the complete line of NDS drainage products. Contact customer sales for more information and pricing.



™

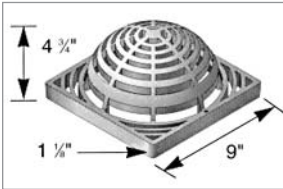
In the United States: Phone (800) 776-2266 Fax (800) 729-3299
In Canada: Phone (866) 503-5523 Fax (888) 562-2095

www.americangranby.com

5/3/11

9.23

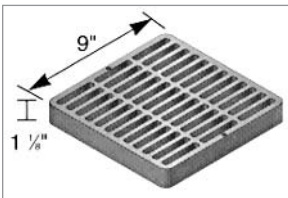
9" Catch Basin Series



9" Catch Basin Atrium Grate

- 9" structural foam polyolefin dome atrium grate with UV inhibitor.
- Open surface area 30.28 sq in.. 39.67 gpm.
- 3/8" grate opening.
- Use with 9" x 9" catch basin series.

Part Number	Description	Color	Weight lbs.	Ctn Qty	List Price
981	9" x 9" atrium grate	Black	0.87	6	\$ 67.45
991	9" x 9" atrium grate	Green	0.87	6	67.45

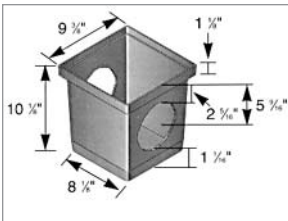


9" Catch Basin Square Grate

- 9" square structural foam polyolefin grate with UV inhibitor.
- Open surface area 39.50 sq in.. 51.75 gpm.
- 7/16" grate opening.
- Use with 9" x 9" catch basin series.



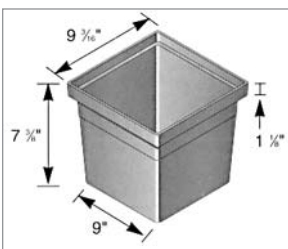
Part Number	Description	Color	Weight lbs.	Ctn Qty	List Price
980	9" x 9" square grate	Black	1.50	8	\$ 56.68
990	9" x 9" square grate	Green	1.50	8	56.68
999	9" x 9" square grate	Gray	1.50	8	56.68



9" x 9" Tapered Catch Basin

- Requires universal outlet (1206, 1242, 1243, 1245, 1266 or 1889) for each opening.

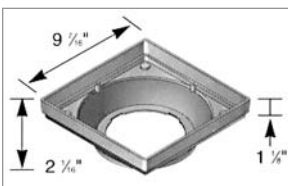
Part Number	Description	Color	Weight lbs.	Ctn Qty	List Price
900	9" x 9" catch basin 2-opening	Black	3.00	4	\$ 43.89
900-4	9" x 9" catch basin 4-opening	Black	2.00	4	49.89



6" Riser for 9" x 9" Catch Basin

- Bottomless
- Use with 9" x 9" catch basin series

Part Number	Description	Color	Weight lbs.	Ctn Qty	List Price
916	9" x 9" catch basin riser	Black	1.75	4	\$ 44.05



9" x 9" Low Profile Adapter

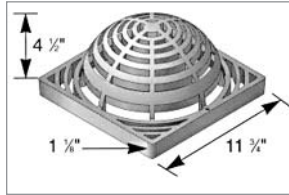
- Bayonet bottom outlet.
- Requires universal outlet (1243, 1245, 1266, 1889).
- Fits corrugated, sewer and drain pipe.

Part Number	Description	Color	Weight lbs.	Ctn Qty	List Price
930	9" x 9" low profile adapter	Black	0.75	8	\$ 40.71

AGI has access to the complete line of NDS drainage products. Contact customer sales for more information and pricing.



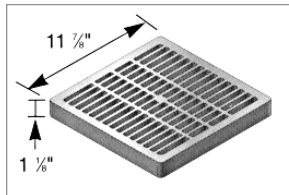
12" Catch Basin Series



12" x 12" Atrium Grate

- 12" structural foam polyolefin dome atrium grate with UV inhibitor.
- Open surface area 60.00 sq. in.. 78.60 gpm.
- 3/8" grate opening.
- Use with 12" x 12" catch basin series.

Part Number	Description	Color	Weight lbs.	Ctn Qty	List Price
1280	12" x 12" atrium grate	Green	2.00	8	\$ 99.05
1290	12" x 12" atrium grate	Black	2.00	8	99.05

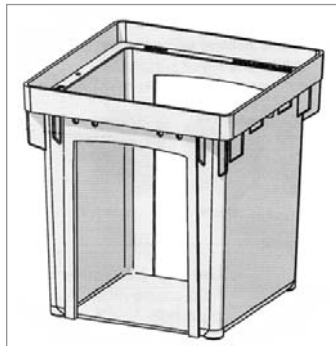


12" x 12" Square Grate

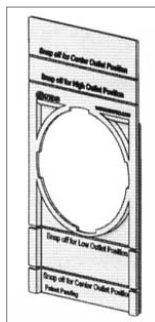
- 12" square structural foam polyolefin grate with UV inhibitor or heavy duty cast iron.
- Open surface area 50.76 sq. in. 66.50 gpm.
- Cast Iron open surface area 59.5 sq. in.. 77.95 gpm.
- 3/8" grate opening.
- Use with 12" x 12" catch basin series.




Part Number	Description	Color	Weight lbs.	Ctn Qty	List Price
1210	12" x 12" square grate	Gray	2.00	8	\$ 84.18
1211	12" x 12" square grate	Black	2.00	8	84.18
1212	12" x 12" square grate	Green	2.00	8	84.18
1213	12" x 12" Cast Iron square grate	Black	7.00	1	\$ 247.64



1200NGB




1207



1208

Next Generation Catch Basin

- Adjustable height inlet and outlets; just snap off slide tabs.
- Kit includes catch basin with 2 open slides.
- Faster and easier to install.



LOW

Reduces standing water in the bottom of the basin, especially in clay soils where water won't drain out of the bottom.

MIDDLE

Standard pipe position. Pipe inlet/outlet connects to the middle of the basin.

HIGH

Creates more slope for pipe in flat areas from basin to discharge point. Less digging and labor required to install pipe.

Part Number	Description	Color	Weight lbs.	Ctn Qty	List Price
1200NGBKIT	12" catch basin kit w/ 2 slides	Black	4.65	4	\$ 96.57
1200NGB	12" catch basin	Black	3.45	4	82.14
1207	Open Slide for 1200NGB	Black	.60	8	7.25
1208	Plug Slide for 1200NGB	Black	.76	8	7.25



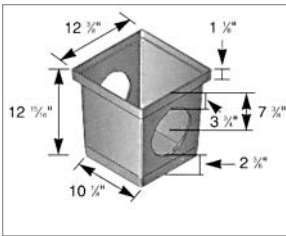
In the United States: Phone (800) 776-2266 Fax (800) 729-3299
 In Canada: Phone (866) 503-5523 Fax (888) 562-2095

www.americangranby.com

5/3/11

9.25

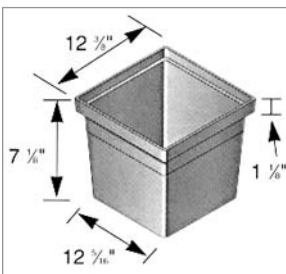
12" Catch Basin Series



12" x 12" Tapered Catch Basin

- Requires universal outlet (1206, 1242, 1243, 1245, 1266, or 1889) for each opening.
- Use bottom cutout for additional outlet.

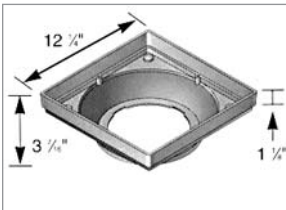
Part Number	Description	Color	Weight lbs.	Ctn Qty	List Price
1200	12" x 12" catch basin 2-opening	Black	4.25	4	\$ 74.99
1203	12" x 12" catch basin 3-opening	Black	3.75	4	95.54
1204	12" x 12" catch basin 4-opening	Black	3.75	4	104.72



6" Riser for 12" x 12" Catch Basin

- Bottomless
- Use with 12" x 12" catch basin series

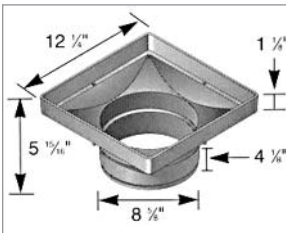
Part Number	Description	Color	Weight lbs.	Ctn Qty	List Price
1216	12" x 12" catch basin riser	Black	2.75	8	\$ 45.18



12" x 12" Low Profile Adapter

- Bayonet bottom outlet
- Requires universal outlet for connection to 3", 4" or 6" sewer and drain or corrugated pipe.

Part Number	Description	Color	Weight lbs.	Ctn Qty	List Price
1230	12" x 12" low profile adapter	Black	1.25	5	\$ 54.40



12" x 12" Square Low Profile Adapter

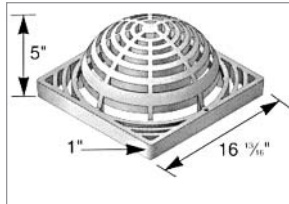
- Fits 8" sewer and drain pipe
- Use with #1222 spigot adapter to adapt to 8" corrugated pipe.

Part Number	Description	Color	Weight lbs.	Ctn Qty	List Price
1221	12" x 12" low profile adapter	Black	1.92	12	\$ 65.30
1222	12" x 12" low profile spigot adapter	Black	1.92	12	65.30

AGI has access to the complete line of NDS drainage products. Contact customer sales for more information and pricing.



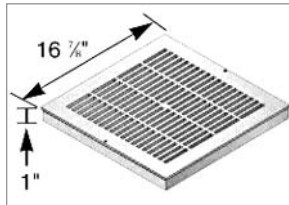
18" Catch Basin Series



18" x 18" Atrium Grate

- 18" structural foam polyolefin dome atrium grate with UV inhibitor.
- Open surface area 64.51 sq. in.. 84.51 gpm.
- 1/2" grate opening.
- Use with 18" x 18" catch basin series.

Part Number	Description	Color	Weight lbs.	Ctn Qty	List Price
1881	18" x 18" atrium grate	Black	3.50	4	\$ 199.82
1891	18" x 18" atrium grate	Green	3.50	4	199.82

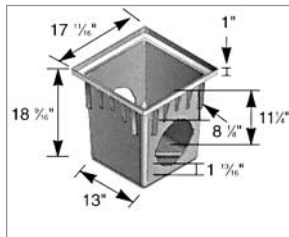


18" x 18" Square Grate

- 18" square structural foam polyolefin grate with UV inhibitor.
- Open surface area 104.00 sq. in.. 136.24 gpm.
- 7/16" grate opening.
- Use with 18" x 18" catch basin series.



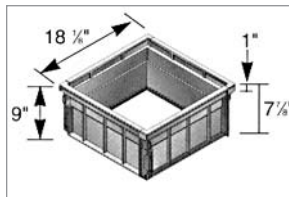
Part Number	Description	Color	Weight lbs.	Ctn Qty	List Price
1810	18" x 18" square grate	Gray	5.50	4	\$ 318.91
1811	18" x 18" square grate	Black	5.50	4	318.91
1812	18" x 18" square grate	Green	5.50	4	318.91



18" x 18" One Piece Tapered Catch Basin

- Requires universal outlet for each opening.
- Includes 2 or 4 #1890 reducing rings.

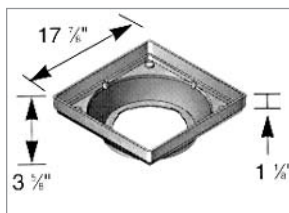
Part Number	Description	Color	Weight lbs.	Ctn Qty	List Price
1882	18" 1 piece catch basin 2-openings	Black	10.00	4	\$ 493.30
1884	18" 1 piece catch basin 4-openings	Black	9.50	4	526.16



8" Riser for 18" x 18" Catch Basin

- Use with 18" one piece or expandable catch basins.
- 7 7/8" nesting height.
- Assembly required. Includes 4 riser sides.
- **NOTE:** Use roof tar or silicone to seal joints.

Part Number	Description	Color	Weight lbs.	Ctn Qty	List Price
1816	8" catch basin riser	Black	6.00	1	\$ 201.31



18" x 18" Low Profile Adapter

- Bayonet bottom outlet.
- Includes #1890 reducer ring.
- Requires universal outlet (1243, 1245, 1266, or 1888).
- Fits corrugated pipe and sewer and drain pipe.

Part Number	Description	Color	Weight lbs.	Ctn Qty	List Price
1830	18" x 18" low profile adapter	Black	4.75	4	\$ 167.38

AGI has access to the complete line of NDS drainage products. Contact customer sales for more information and pricing.



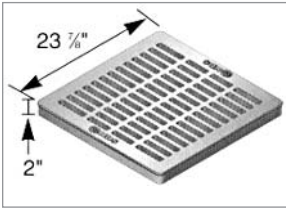
www.americangranby.com

5/3/11

In the United States: Phone (800) 776-2266 Fax (800) 729-3299
 In Canada: Phone (866) 503-5523 Fax (888) 562-2095

9.27

24" Catch Basin Series

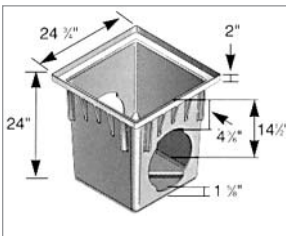


24" x 24" Square Grate

- 24" square structural foam polyolefin grate with UV inhibitor.
- Open surface area 231.69 sq. in.. 303.51 gpm.
- 7/8" grate opening.
- Use with 24" x 24" catch basin series.



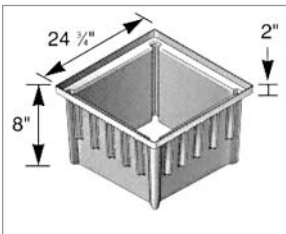
Part Number	Description	Color	Weight lbs.	Ctn Qty	List Price
2411	24" x 24" square grate	Black	9.00	4	\$ 810.02
2412	24" x 24" square grate	Green	9.00	4	810.02



24" x 24" One Piece Tapered Catch Basin

- Requires 2 or 4 #2410 universal outlets.

Part Number	Description	Color	Weight lbs.	Ctn Qty	List Price
2400	24" 1 piece catch basin 2-opening	Black	18.00	4	\$ 964.86
2404	24" 1 piece catch basin 4-opening	Black	15.00	4	1024.71



8" Extension for 24" x 24" Catch Basin

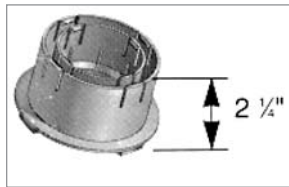
- Bottomless
- Use with 24" x 24" catch basin series

Part Number	Description	Color	Weight lbs.	Ctn Qty	List Price
2418	24"x 24" catch basin extension	Black	14.00	10	\$ 566.04

AGI has access to the complete line of NDS drainage products. Contact customer sales for more information and pricing.



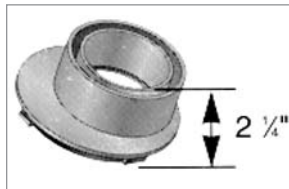
Catch Basin Universal Outlets



3" and 4" Universal Locking Outlet

- New locking outlet snaps on to most 3" and 4" corrugated pipe.
- Fits 3" & 4" corrugated pipe and sewer & drain pipe and triple wall pipe, 4" sch 40 pipe.
- Use with 9", 12", 18" and 24" (with #2410) catch basin series and adapters.

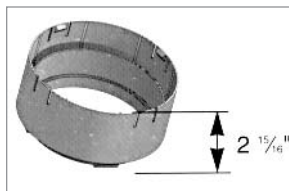
Part Number	Description	Color	Weight lbs.	Ctn Qty	List Price
1243	3" & 4" universal locking outlet	Black	0.70	20	\$ 11.46



3" and 4" Offset Universal Outlet

- Fits 3" & 4" corrugated pipe and sewer & drain pipe, 4" sch 40 pipe and triple wall pipe.
- Allows for adjustable inlet height.
- Use with 9", 12", 18" and 24" (with #2410) catch basin series.

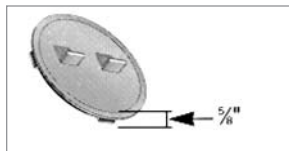
Part Number	Description	Color	Weight lbs.	Ctn Qty	List Price
1245	3" & 4" offset universal outlet	Black	0.55	20	\$ 12.26



6" Universal Locking Outlet

- New locking outlet snaps on to most 3" and 4" corrugated pipe.
- Fits 6" corrugated pipe and sewer & drain pipe.
- Use with 9", 12", 18" and 24" (with #2410) catch basin series and adapters.

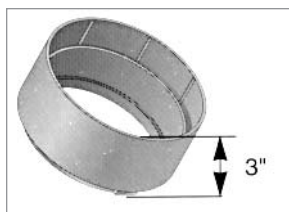
Part Number	Description	Color	Weight lbs.	Ctn Qty	List Price
1266	6" universal locking outlet	Black	0.75	20	\$ 13.76



6" Universal Plug Adapter

- Use with 9", 12", 18" and 24" (with #2410) catch basin series.

Part Number	Description	Color	Weight lbs.	Ctn Qty	List Price
1206	6" universal plug adapter	Black	0.35	20	\$ 9.18



8" Universal Outlet

- Fits 8" corrugated pipe and sewer & drain pipe.
- Use with 18" and 24" (with #2410) catch basin series.

Part Number	Description	Color	Weight lbs.	Ctn Qty	List Price
1888	8" universal outlet	Black	1.25	8	\$ 27.43

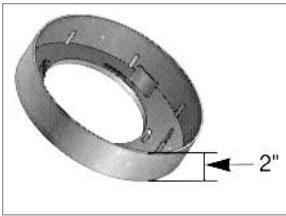
AGI has access to the complete line of NDS drainage products. Contact customer sales for more information and pricing.



www.americangranby.com
 In the United States: Phone (800) 776-2266 Fax (800) 729-3299
 In Canada: Phone (866) 503-5523 Fax (888) 562-2095

5/3/11

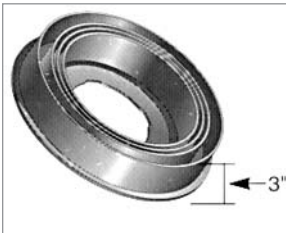
9.29



8" Offset Universal Adapter

- Fits 8" corrugated pipe and sewer & drain pipe.
- Use with 12" catch basin series.
- Use with #1890 reducer ring for 18" catch basin series.
- Reducer ring required on #1821 basin side, 18" catch basin series to adapt to universal outlets (#1206, 1243, 1245, 1266 or 1889.)


Part Number	Description	Color	Weight lbs.	Ctn Qty	List Price
1889	8" offset universal outlet	Black	0.80	10	\$ 30.41
1890	Universal outlet reducer ring	Black	0.50	8	14.72



10" and 12" Universal Adapter

- Includes universal outlet reducer ring (#1890).
- Fits 10" and 12" corrugated pipe and sewer & drain pipe.
- Fits 3", 4", 6" and 8" corrugated, sewer & drain pipe, 4" Sch. 40 pipe by using corresponding adapter.
- Use with 24" catch basins.

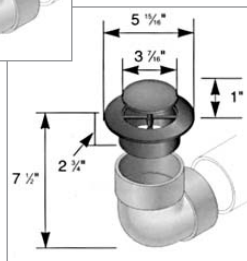
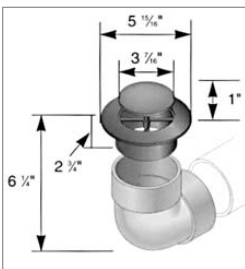
Part Number	Description	Color	Weight lbs.	Ctn Qty	List Price
2410	10" and 12" universal adapter	Black	5.50	2	\$ 97.43



The Pop-Up Drainage Emitter is an easy, safe & efficient solution.

It allows water to be diverted and released to water-safe areas away from structures, erosion-prone landscapes and poor drainage areas.


- It allows water captured by grates, catch basins, channel drains, downspouts and roof gutter systems to flow through the drainage pipe and away from structural foundations to safe or useful areas. For example, water can be routed from a low area next to a foundation to a water safe area such as a curb-side drainage system.
- It is opened by the hydrostatic pressure of water flowing through the drain pipe. As flow diminishes the emitter closes again. The special patented design allows the emitter to open with a negligible amount of pressure. Since the emitter is closed during dry weather, debris and rodents cannot enter the drain pipes.
- It does not rise high enough to interfere with mowers.
- It blends into the surrounding landscapes.



3" and 4" Emitter

- 3" and 4" PVC pop-up drainage emitter.
- Center drive pop-up with UV inhibitor.
- PVC 90° elbow with 1/4" drain hole.

Part Number	Description	Color	Weight lbs.	Ctn Qty	List Price
321	3" emitter with elbow	Green	0.60	25	\$ 41.43
421	4" emitter with elbow	Green	0.85	20	48.42



Durable

Designed for maximum durability and drainage, NDS channel drains are a proven alternative to traditional concrete drains. UV inhibitors in the grates, channels and component parts prevent fading and cracking from the sun. All plastic grate and channel components are chemically resistant, rust proof and maintenance free.

Simple

NDS channel is light-weight and easy to install. Grates are removable for easy clean-out and replacement. Channel grates may be held in place with NDS screws or hold down clips. A complete line of accessories is available for each channel.

NDS channel systems operate on the same principle as a roof gutter. All NDS channel easily connects to sewer and drain pipe and fittings or Sch 40 pipe and fittings.

Versatile

To blend with surrounding surfaces, channel grates are available in six colors. The channel system also offers a choice of outlets. Water can be evacuated from the bottom of the channel or from the end or sides of the channel.

Efficient

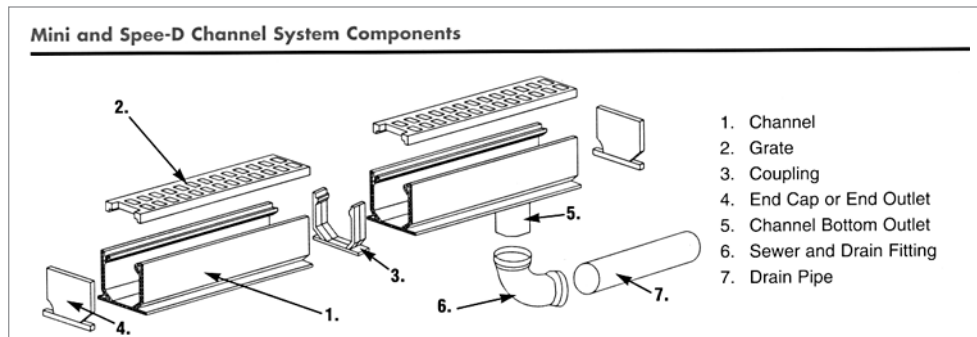
Channel drain eliminates the need for grading a deck surface to a low area. Instead, the deck is gradually sloped in one direction or plane, and the channel drain acts as a perimeter drain at the edge of the slope. Most hardscapes experience more runoff than landscapes due to the lack of water absorption. Channel drain systems provide more overall surface area than conventional area grates.

Non-Sloped Channel System Advantages

NDS offers non-sloped channel system advantages; less expensive, simplifies inventory, eliminates need to stock various sloping channel sections. Multiple outlets provide safety through redundancy, should any individual outlet become clogged. Proper flow is assured by use of sloped drain pipe.

Recommended Applications

- Driveways
- Parking Lots
- Warehouses
- Swimming pools & spas
- Washdown areas
- Tennis Courts
- Sidewalks
- Patios
- Sports Facilities
- Nurseries & greenhouses





Installation:

1. Standard Installation

Excavate a trench to accommodate the channel and bedding concrete. Erect a string line at each end of the drain run as a guide for laying the channels to the required level. Begin channel installation at the evacuation or discharge end of the run where the outlet or outlets are located.

Install channel end-to-end PVC cementing sections together. Design bottom or end outlets into the channel run in the appropriate location and glue to the drain pipe or fittings. PVC cement end caps where appropriate.

Using either NDS stakes, 1/2" or 5/8" rebar or wood stakes, anchor channel to the trench bed every 24" on each side of channel. Backfill with either concrete, sand or soil depending on the application. Pour slab to grade and finish concrete.

Figure 1A illustrates a light vehicular installation in which a concrete base may not be required. Compacted soil and a 1" sand base may be used in place of concrete.

Figure 1B illustrates a concrete base underneath the channel recommended for heavy load applications or freeze/thaw zones where heaving may be a problem.

2. Suspended Installation

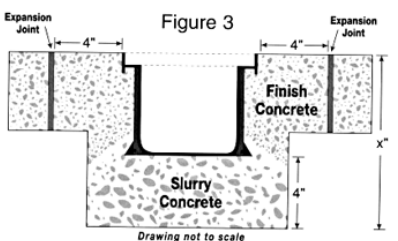
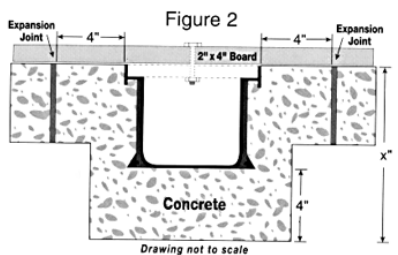
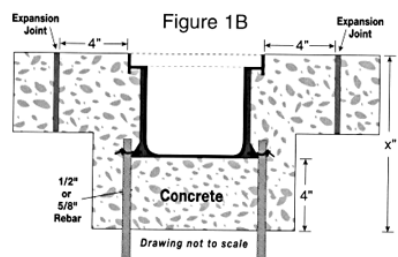
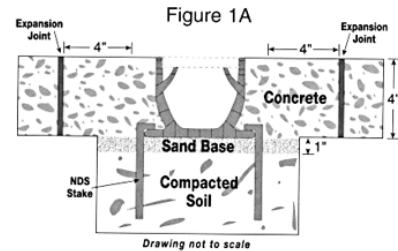
Suspended installation is ideal for retrofit installations with an existing concrete slab or new construction where forms can be used to suspend the channels. Prepare the trench excavation. Using 2" x 4" boards, span the width of the trench and bolt the channel grates to the boards. Pour and compact concrete under and around the channels. Finish to the proper grade. Figure 2.

3. Slurry Installation

This installation may be used in lieu of the standard installation. Prepare the trench excavation and pull a stringline to the proper elevation. Pour a slurry of concrete in the trench to a depth that will insure at least 4" of concrete underneath the channels. Lay the channels in the bedding slurry. Check the channel alignment and grade again. After the slurry sets, concrete can be poured around the channel and finished to the proper grade. Figure 3.

Notes:

1. Grate must be installed prior to pouring concrete or backfill.
2. Grate should be recessed 1/8" below finish grade in non traffic applications. Grate should be recessed 1/4" in traffic applications.
3. In asphalt or hot mastic applications, the channels must be encased in concrete for strength and to prevent distortion of the channel.
4. Grates should be taped prior to pouring concrete to prevent debris from entering channel during installation.
5. Refer to load classification chart for proper application.
6. Expansion joints must be provided parallel, but not immediately adjacent to each side of the drain run and crack control joints utilized at right angles to the channel for installation in concrete.
7. PVC primer and medium body fast set PVC solvent cement must be used to cement all components.
8. Grate must be installed on channel at all times except for cleaning.



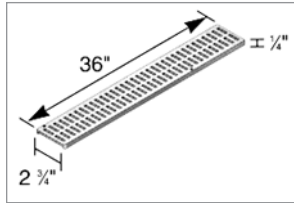


Mini Channel™ Drains



Mini Channel™ Drain Features:

- Patented
- Low-cost alternative to Spee-D Channel.
- Excellent for light duty applications including residential pools, patios, spas and tennis courts.

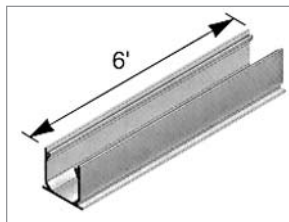


3' Channel Grate

- Structural foam polyolefin channel grate with UV inhibitors.
- Open surface area 11.3 sq. in.. 14.8 gpm per foot.
- 1/4" x 5/16" grate opening.
- Requires 4 screws per grate.

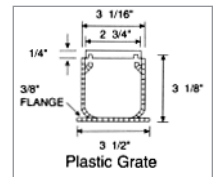


Part Number	Description	Color	Weight lbs.	Ctn Qty	List Price
541	3' channel grate	Gray	0.688	48 ft	\$ 34.10
542	3' channel grate	Green	0.688	48 ft	34.10
543	3' channel grate	Black	0.688	48 ft	34.10
544	3' channel grate	Sand	0.688	48 ft	34.10
551	3' channel grate	Brick Red	0.688	48 ft	34.10



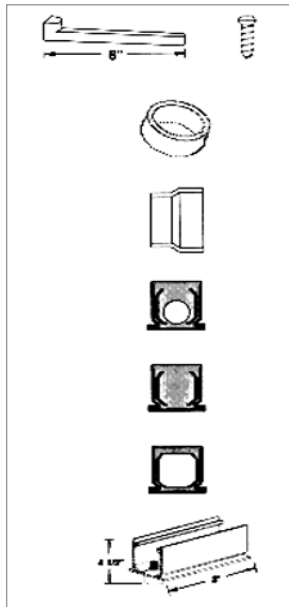
6' Mini Channel Drain

- 6' PVC Mini channel drain with inverse flying buttress design, bottom flange, patented honeycomb reinforced walls and UV inhibitor.
- Grates should be recessed 1/8" below finish grade in non traffic applications. Grate should be recessed 1/4" in traffic applications.



Part Number	Description	Color	Weight lbs.	Ctn Qty	List Price
500-6	6' Mini Channel Drain	Gray	4.00	48 ft	\$ 104.45

Mini Channel™ Drain Accessories:



Part Number	Description	Color	Weight lbs.	Ctn Qty	List Price
529	Stainless Steel Screws type FH-#4 x 3/8"	Steel	0.10	64	\$ 0.54
230	6" channel installation stake	Gray	0.40	24	2.01
532	2" Sch 40 hub to 3" S&D spigot adapter	White	0.20	20	27.40
533	2" Sch 40 hub to 4" S&D spigot adapter	White	0.35	20	24.96
546	Spigot end outlet for 2" Sch. 40 pipe	Gray	0.30	10	15.70
547	3" Channel end cap	Gray	0.15	20	13.31
548	3" Channel Coupling	Gray	0.20	20	13.85
550	3' channel w/ 2" Sch 40 spg bottom outlet	Gray	2.17	6	68.85

AGI has access to the complete line of NDS drainage products. Contact customer sales for more information and pricing.

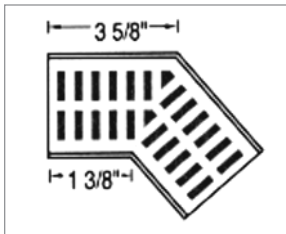


www.americangranby.com
 In the United States: Phone (800) 776-2266 Fax (800) 729-3299
 In Canada: Phone (866) 503-5523 Fax (888) 562-2095

5/3/11

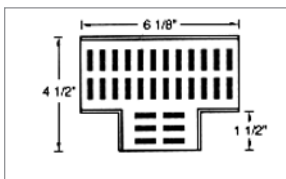
9.33

Mini Channel™ Drains



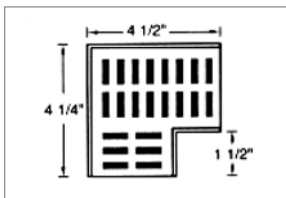
Fabricated 45° Elbow with Grate

Part Number	Description	Color	Weight lbs.	Ctn Qty	List Price
5300	Fabricated 45° elbow w/ grate	Gray	0.40	1	\$ 49.77
5301 ☺	Fabricated 45° elbow w/ grate	Green	0.40	1	49.77
5302 ☺	Fabricated 45° elbow w/ grate	Black	0.40	1	49.77
5303 ☺	Fabricated 45° elbow w/ grate	Sand	0.40	1	49.77
5304 ☺	Fabricated 45° elbow w/ grate	Brick Red	0.40	1	49.77



Fabricated Tee with Grate

Part Number	Description	Color	Weight lbs.	Ctn Qty	List Price
5370	Fabricated tee w/ grate	Gray	0.50	1	\$ 48.39
5371 ☺	Fabricated tee w/ grate	Green	0.50	1	48.39
5372 ☺	Fabricated tee w/ grate	Black	0.50	1	48.39
5374 ☺	Fabricated tee w/ grate	Brick Red	0.50	1	48.39



Fabricated 90° Elbow with Grate

Part Number	Description	Color	Weight lbs.	Ctn Qty	List Price
5380	Fabricated 90° elbow w/ grate	Gray	0.40	1	\$ 51.48
5383 ☺	Fabricated 90° elbow w/ grate	Sand	0.40	1	51.48
5384 ☺	Fabricated 90° elbow w/ grate	Brick Red	0.40	1	51.48

☺ Non-stock item, available on a special order basis.

AGI has access to the complete line of NDS drainage products. Contact customer sales for more information and pricing.

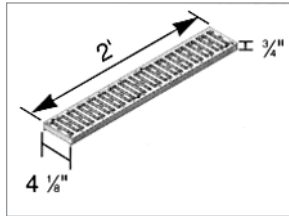


Spee-D Channel™ Drains



Spee-D Channel™ Drain Features:

- Patented.
- Ideal for commercial as well as residential applications.
- Effective in everything from patios to light vehicular traffic areas.

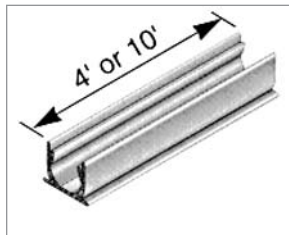


2' Channel Grate

- 2' Structural foam polyolefin secured channel grate with UV inhibitors.
- Open surface area 19.3 sq. in..
- 3/8" x 3 1/4" grate opening.
- Requires 4 screws per grate.

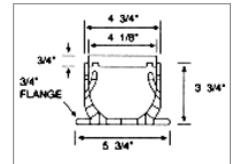


Part Number	Description	Color	Weight lbs.	Ctn Qty	List Price
241	2' channel grate	Gray	1.42	24 ft	\$ 50.66
242	2' channel grate	Green	1.42	24 ft	50.66
243	2' channel grate	Black	1.42	24 ft	50.66
244	2' channel grate	Sand	1.42	24 ft	50.66
251	2' channel grate	Brick Red	1.42	24 ft	50.66



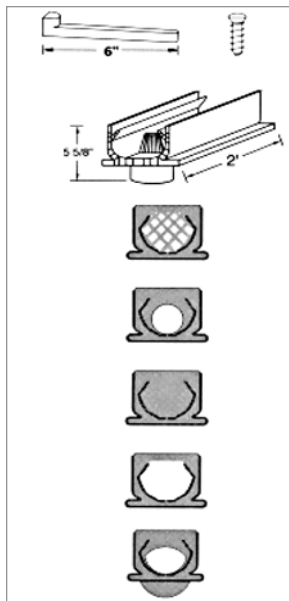
4' Channel Drain

- 4' PVC Spee-D channel drain with inverse flying buttress design, bottom flange, patented honeycomb reinforced walls and UV inhibitor.
- Grate should be recessed 1/8" below finish grade in non traffic applications. Grate should be recessed 1/4" in traffic applications.
- 10' Length ships via truck only.



Part Number	Description	Color	Weight lbs.	Ctn Qty	List Price
400	4' Channel Drain	Gray	4.83	24 ft	\$ 93.68
400-10	10' Channel Drain *	Gray	1.10	60 ft	236.76

Spee-D Channel™ Drain Accessories:



Part Number	Description	Color	Weight lbs.	Ctn Qty	List Price
229	Stainless Steel Screws	Steel	0.06	48	\$ 0.77
230	6" channel installation stake	Gray	0.40	24	2.01
234	2' fabricated 3" & 4" spigot bottom outlet w/ strainer. Fits 3" or 4" S&D ftg. Grate not included	Gray	2.67	1	73.14
245	Channel strainer coupling	Gray	0.35	20	16.20
246	2" Sch. 40 spigot end outlet	Gray	0.40	10	15.24
247	Channel end cap	Gray	0.40	10	13.18
248	Channel Coupling	Gray	0.40	20	13.18
249	3" & 4" offset end outlet Connects to 3" S&D pipe, 4" S&D fittings	Gray	0.50	10	15.24

AGI has access to the complete line of NDS drainage products. Contact customer sales for more information and pricing.

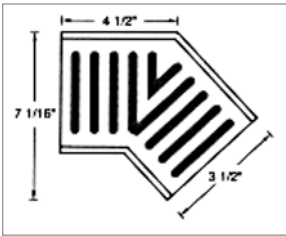


www.americangranby.com
 In the United States: Phone (800) 776-2266 Fax (800) 729-3299
 In Canada: Phone (866) 503-5523 Fax (888) 562-2095

5/3/11

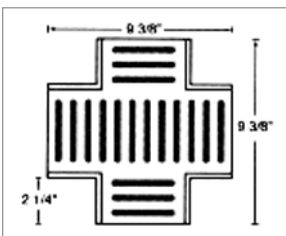
9.35

Spee-D Channel™ Drains



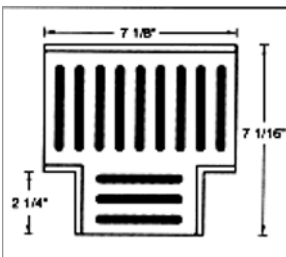
Fabricated 45° Elbow with Grate

Part Number	Description	Color	Weight lbs.	Ctn Qty	List Price
2301	Fabricated 45° elbow w/ grate	Gray	2.0	1	\$ 96.32
2302 ☺	Fabricated 45° elbow w/ grate	Green	2.0	1	96.32
2303 ☺	Fabricated 45° elbow w/ grate	Black	2.0	1	96.32
2305 ☺	Fabricated 45° elbow w/ grate	Brick Red	2.0	1	96.32



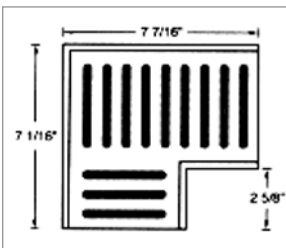
Fabricated Cross with Grate

Part Number	Description	Color	Weight lbs.	Ctn Qty	List Price
2361	Fabricated cross w/ grate	Gray	3.0	1	\$ 136.86
2362 ☺	Fabricated cross w/ grate	Green	3.0	1	136.86
2364 ☺	Fabricated cross w/ grate	Sand	3.0	1	136.86
2365 ☺	Fabricated cross w/ grate	Brick Red	3.0	1	136.86



Fabricated Tee with Grate

Part Number	Description	Color	Weight lbs.	Ctn Qty	List Price
2371	Fabricated tee w/ grate	Gray	3.0	1	\$ 101.39
2372 ☺	Fabricated tee w/ grate	Green	3.0	1	101.39



Fabricated 90° Elbow with Grate

Part Number	Description	Color	Weight lbs.	Ctn Qty	List Price
2381	Fabricated 90° elbow w/ grate	Gray	3.0	1	\$ 81.10
2382 ☺	Fabricated 90° elbow w/ grate	Green	3.0	1	81.10
2385 ☺	Fabricated 90° elbow w/ grate	Brick Red	3.0	1	81.10

☺ Non-stock item, available on a special order basis.

AGI has access to the complete line of NDS drainage products. Contact customer sales for more information and pricing.