




## FIXED PATTERN ROTARY NOZZLES - PERFORMANCE SPECS

Part Number	Nozzle Pattern	Pressure PSI	Radius Ft.	Flow Rate GPM	Flow GPH	Precip	Precip
RN200-90		25	13	0.38		0.99	0.86
		30	14	0.41		0.93	0.81
		35	15	0.45		0.89	0.77
		40	16	0.48		0.84	0.72
		45	17	0.51		0.78	0.68
RN200-180		25	13	0.74		0.97	0.84
		30	14	0.81		0.92	0.80
		35	15	0.90		0.89	0.77
		40	16	0.96		0.83	0.72
		45	17	1.00		0.77	0.67
RN200-360		25	13	1.50		0.99	0.85
		30	14	1.70		0.96	0.83
		35	15	1.80		0.89	0.77
		40	16	2.00		0.87	0.75
		45	17	2.10		0.81	0.70