


FOOT & CHECK VALVES YARD HYDRANTS



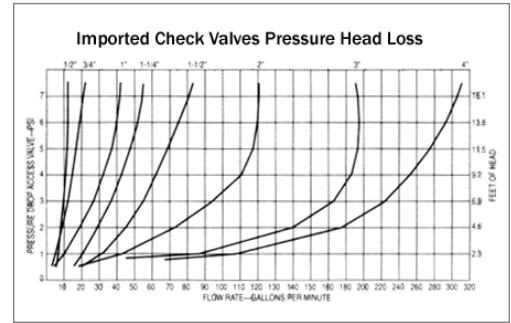
Check & Foot Valves	
Clayton Mark	7-10
NL Brass, Brass, Bronze, Stainless Steel	1-6
Plastic	15
Simmons	11-13
Foot Valves - Cast Iron	16
Yard Hydrants	17-20

Check Valves - NO LEAD Brass, Bronze, Stainless Steel



CHECK VALVE Features:

- NO LEAD cast brass, bronze body & poppet.
- Buna-N o-ring.
- Stainless steel springs, washers, locknuts.
- Delrin poppet stem guide.
- 200 psi WOG working pressure.
- 300 lb. max hang weight (down pull) tension.
- For use in water well systems.
- Individually cartoned.
- **Third party certified to NSF/ANSI 372.**



CVNL-BS Series

CVNL-BS Series NO LEAD BRASS Check Valves

- Rough body finish.
- For cold water applications only.

Part Number	Size	Ctn Qty
CVNL50BS	1/2"	100
CVNL75BS	3/4"	80
CVNL100BS	1"	60
CVNL125BS	1 1/4"	40
CVNL150BS	1 1/2"	30
CVNL200BS	2"	20
CVNL300BS	3"	6
CVNL400BS	4"	3



CVNL-B Series

CVNL-B Series NO LEAD BRONZE Check Valves

- Machined body finish.
- For cold water applications only.

Part Number	Size	Ctn Qty
CVNL50B	1/2"	100
CVNL75B	3/4"	80
CVNL100B	1"	60
CVNL125B	1 1/4"	40
CVNL150B	1 1/2"	30
CVNL200B	2"	20
CVNL300B	3"	6



SSCV Series


SSCV Series STAINLESS STEEL Check Valves

- 304 cast stainless steel casting, springs, washers, lock nut.
- Viton o-ring.
- For cold water applications only.

Part Number	Size	Ctn Qty
SSCV50	1/2"	100
SSCV75	3/4"	80
SSCV100	1"	60
SSCV125	1 1/4"	40
SSCV150	1 1/2"	30
SSCV200	2"	20
SSCV300	3"	6
SSCV400	4"	3
SSCV1025	1" fpt x 1 1/4" mpt	60

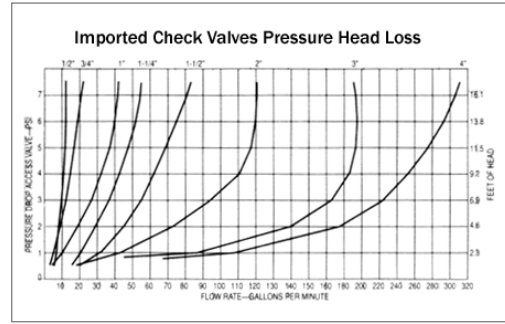


Check Valves - NO LEAD Brass



CHECK VALVE Features:

- NO LEAD cast brass or stainless steel body & poppet.
- Buna-N o-ring.
- Stainless steel springs, washers, locknuts.
- Delrin poppet stem guide.
- 200 psi WOG working pressure.
- 300 lb. max hang weight (down pull) tension.
- For use in water well systems.
- Individually cartoned.
- **Third party certified to NSF/ANSI 372.**



CVXLDNL Series

CVXLDNL Series NO LEAD BRASS Check Valves

- Rough body finish.
- Extra long at discharge end.
- For cold water applications only.

Part Number	Size	Ctn Qty
CVXLDNL100BS	1" x 1"	60
CVXLDNL125BS	1 1/4" x 1 1/4"	40



CVMNL-BS Series

CVMNL-BS Series NO LEAD BRASS Submersible Check Valves

- Rough body finish.
- FPT x MPT
- For cold water applications only.

Part Number	Size (FPT X MPT)	Ctn Qty
CVMNL100BS	1" x 1"	60
CVMNL125BS	1" x 1 1/4"	40
CVMNL1252BS	1 1/4" x 1 1/4"	60



CVMXLNL Series


CVMXLNL Series NO LEAD BRASS Submersible Check Valves

- Rough body finish.
- Extra long body.
- For cold water applications only.

Part Number	Size (M X F)	Ctn Qty
CVMXLNL100BS	1" x 1"	60
CVMXLNL125BS	1 1/4" x 1 1/4"	40

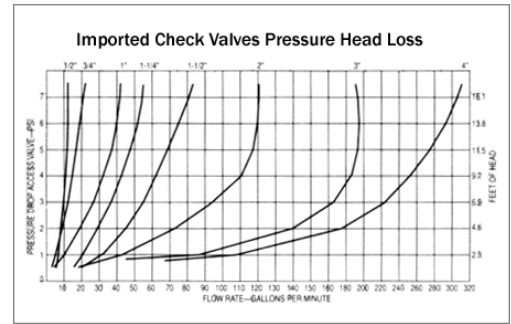


Check Valves - NO LEAD Brass



CHECK VALVE Features:

- NO LEAD cast brass body & poppet.
- Buna-N o-ring.
- Stainless steel springs, washers, locknuts.
- Delrin poppet stem guide.
- 200 psi WOG working pressure.
- 300 lb. max hang weight (down pull) tension.
- For use in water well systems.
- Individually cartoned.
- **Third party certified to NSF/ANSI 372.**



CVT-1B Series NO LEAD BRASS Single Tap Check Valves

- 1/8" inlet tap.
- For cold water applications only.

Part Number	Size	Ctn Qty
CVTNL1001BS	1"	60
CVTNL1251BS	1 1/4"	40

LOW-LEAD



CVTNL-1B Series



CVRT-2BS Series NO LEAD BRASS Double Tap Check Valves

- One 1/8" inlet tap.
- One 1/4" outlet tap.
- For cold water applications only.

Part Number	Size	Ctn Qty
CVTNL1002BS	1"	60
CVTNL1252BS	1 1/4"	40
CVTNL1502BS	1 1/2"	30
CVTNL2002BS	2"	20

LOW-LEAD



CVTNL-2BS Series



CVT-3B Series NO LEAD BRASS Control Center Check Valves

- One 1/8" inlet tap.
- One 1/8" and one 1/4" outlet taps.
- For cold water applications only.

Part Number	Size	Ctn Qty
CVTNL1003BS	1"	60
CVTNL1253BS	1 1/4"	40

LOW-LEAD



CVTNL-3BS Series



CVC-B Series NO LEAD BRASS Control Center Check Valves

- One 1/8" inlet tap.
- One 1/8" and two 1/4" outlet taps.
- For cold water applications only.


Part Number	Size	Ctn Qty
CVCNL100BS	1"	60
CVCNL125BS	1 1/4"	40

LOW-LEAD



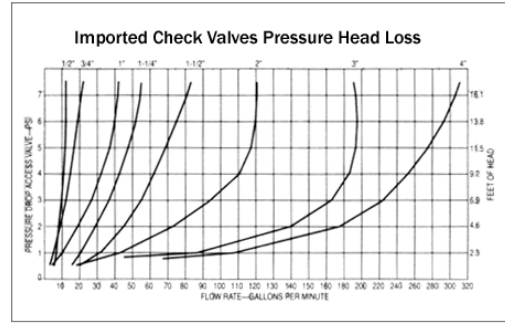
CVCNL-BS Series

Check Valves - LEADED Brass



CHECK VALVE Features:

- Cast brass, bronze body & poppet.
- Buna-N o-ring.
- Stainless steel springs, washers, locknuts.
- Delrin poppet stem guide.
- 200 psi WOG working pressure.
- 300 lb. max hang weight (down pull) tension.
- For use in water well systems.
- Individually cartoned.
- Imported.



CV-BS Series

CV-BS Series LEADED BRASS Check Valves

- Rough body finish.
- For cold water applications only.

Part Number	Size	Ctn Qty
CV50BS	1/2"	100



CAUTION
DO NOT USE WITH
POTABLE WATER

* Discontinued product. Limited quantities available.



Foot Valves - NO LEAD Brass, Bronze, Stainless Steel

FOOT VALVE Features:

- NO LEAD Cast Brass, bronze or stainless steel body & poppet.
- Buna-N o-ring (Viton on stainless steel).
- Stainless steel springs, washers, locknuts and strainers.
- 200 psi WOG working pressure.
- For use in water well systems.
- Individually cartoned.
- **Third party certified to NSF/ANSI 372.**



FVNL Series LEAD FREE BRASS Foot Valves

- Rough body finish.
- For cold water applications only.



FVNL-BS Series

Part Number	Size	Enters Pipe	Ctn Qty
FVNL50BS	1/2"	1 1/4"	100
FVNL75BS	3/4"	1 1/2"	80
FVNL100BS	1"	2"	60
FVNL125BS	1 1/4"	2 1/2"	40
FVNL150BS	1 1/2"	3"	30
FVNL200BS	2"	3 1/2"	20
FVNL300BS	3"	5"	8
FVNL400BS	4"	-	4



FV-B Series NO LEAD BRONZE Foot Valves

- For cold water applications only.



FVNL-B Series

Part Number	Size	Enters Pipe	Ctn Qty
FVNL50B	1/2"	1 1/4"	100
FVNL75B	3/4"	1 1/2"	80
FVNL100B	1"	2"	60
FVNL125B	1 1/4"	2 1/2"	40
FVNL1251B	1 1/4"	2"	50
FVNL150B	1 1/2"	3"	30
FVNL200B	2"	3 1/2"	20
FVNL300B	3"	5"	8
FVNL400B	4"	-	4




FV-B Series NO LEAD BRONZE Dual Purpose Foot Valves

- For cold water applications only.



FVNL-B Series

Part Number	Size	Enters Pipe	Ctn Qty
FVNL100125B	1" FPT x 1 1/4"MPT	2"	60



SSFV Series STAINLESS STEEL Foot Valve Features:

- 304 Stainless steel casting, spring, washer, locknut, strainer
- Viton o-ring.
- For cold water applications only.



SSFV Series

Part Number	Size	Enters Pipe	Ctn Qty
SSFV50	1/2"	1 1/4"	100
SSFV75	3/4"	1 1/2"	80
SSFV100	1"	2"	60
SSFV125	1 1/4"	2 1/2"	40
SSFV150	1 1/2"	3"	30
SSFV200	2"	3 1/2"	20
SSFV300	3"	5"	8
SSFV400	4"	-	4



Foot Valves - Replacement parts

FVSC, CVSP Series Stainless Screen, Endcap, Screw, Spring

- Spring replacement for all imported check and foot valves



FVSC & CVSP Series

Screen/Cap/Screw Part Number	Spring Part Number	Size
FVSC50	CVSP50	1/2"
FVSC75	CVSP75	3/4"
FVSC100	CVSP100	1"
FVSC125	CVSP125	1 1/4"
FVSC150	CVSP150	1 1/2"
FVSC200	CVSP200	2"
FVSC300	CVSP300	3"
FVSC400	CVSP400	4"

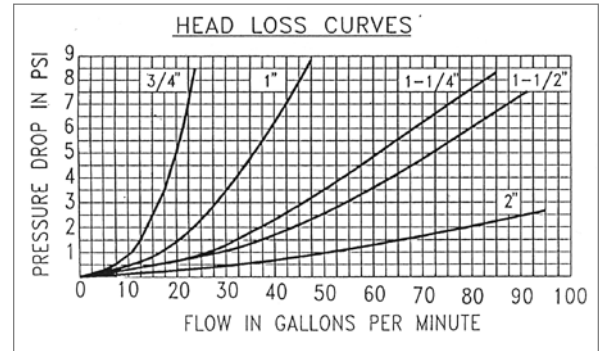
- FOR USE IN WATER WELL SYSTEMS
- Third party certified to NSF/ANSI 372.


CLAYTON MARK®


6300 No Lead Brass Check Valve

Features:

- The Buna-N rubber coated poppet seals under high & low pressure applications.
- Delrin Stem Guide to improve flow.
- Self locking nut is vibration proof.
- Stainless steel spring.
- 400 PSI rated (WOG).
- For cold water applications only.
- Hex ends for easy installation.



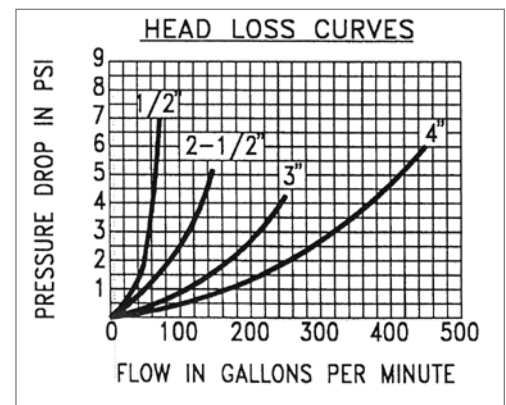
Part Number	Size	Enters Casing	Ctn Qty
6300-3/4	3/4"	1-1/2"	48
6300-1	1"	2"	35
6300-11/4	1-1/4"	2-1/2"	24
6300-11/2	1-1/2"	3"	20
6300-2	2"	3-1/2"	12



5300 No Lead Brass Check Valve

Features:

- Highly finished no lead brass body with a flat seated poppet to withstand increased water pressure for a continuous period of time.
- 400 PSI (W.O.G.)
- For cold water applications only.
- Corrosion resistant, stainless steel poppet core on 5300-1/2".
- No Lead Brass poppet on 5300-2 1/2, 3 & 4".
- Not suitable for all types of oil and gas.
- Heavy hex ends for easy installation.



Part Number	Size	Enters Casing	Ctn Qty
5300-1/2	1/2"	1-1/2"	48
5300-21/2	2-1/2"	5"	1
5300-3	3"	6"	1
5300-4	4"	8"	1

- FOR USE IN WATER WELL SYSTEMS
- Third party certified to NSF/ANSI 372.


CLAYTON MARK®


6300-1 No Lead Brass One Hole Control Center

- 1/8"-27NPS tapping on inlet side for snifter valve.
- NOTE: 2-1/2 inch size has the 5300 poppet design.

Part Number	Size	Ctn Qty
63001-1	1"	35
63001-11/4	1-1/4"	30
63001-11/2	1-1/2"	20
63001-2	2"	12



6300-2 No Lead Brass Two Hole Control Center

- 1/8"-27NPS tapping on inlet side for snifter valve.
- 1/4"-18NPS tapping on outlet side for pressure switch.
- NOTE: 4 inch has the 5300 poppet design.

Part Number	Size	Ctn Qty
63002-1	1"	35
63002-11/4	1-1/4"	30
63002-11/2	1-1/2"	20
63002-2	2"	12



6300218 No Lead Brass Two Hole Control Center

- Two 1/4"-18NPS tappings on outlet side.

Part Number	Size	Ctn Qty
6300218-1	1"	35
6300218-11/4	1-1/4"	30



6300-3 No Lead Brass Three Hole Control Center

- 1/8"-27NPS tapping on inlet side for snifter valve.
- 1/4"-18NPS tapping on outlet side for pressure switch.
- 1/4"-18NPS tapping on outlet side for pressure gauge.

Part Number	Size	Ctn Qty
63003-1	1"	35
63003-11/4	1-1/4"	30

- FOR USE IN WATER WELL SYSTEMS
- Third party certified to NSF/ANSI 372.


CLAYTON MARK®


6300-4 No Lead Brass Four Hole Control Center

- 1/8"-27NPS tapping on inlet side for snifter valve.
- 1/4"-18NPS tapping on outlet side for pressure gauge.
- 1/4"-18NPS tapping on outlet side for pressure switch.
- 1/8" tapping on outlet side for drain(1/8" brass plug furnished).

Part Number	Size	Ctn Qty
63004-1	1"	35
63004-11/4	1-1/4"	30



6302 No Lead Brass Submersible Check Valves

- Fits directly on pump discharge.

Part Number	Size (mpt x fpt)	Ctn Qty
6302-11/4x1	1-1/4" x 1"	30
6302-11/4x11/4	1-1/4" x 1-1/4"	30
6302-2x2	2" x 2"	12
6302-3x3	3" x 3"	1
6302-4x4	4" x 4"	1



479 No Lead Brass BREMER CHECK VALVES

- Non corrosive no lead brass with tapered seat and poppet with Perma-Kleen facing for positive seal.
- Uses a tapered rubber packer to seal in the well bore.

Part Number	Size	Ctn Qty
8669A	2"	12
8034C	2" Rubber Check Packer	150

- FOR USE IN WATER WELL SYSTEMS
- Third party certified to NSF/ANSI 372.


CLAYTON MARK®


6340 SERIES No Lead Brass Foot Valves

- 400 PSI rating. (W.O.G.)
- Tapered ABS strainer.
- Corrosion resistant, stainless steel core with exclusive cup shape.
- For cold water applications only.
- Jam proof delrin stem guide.

Part Number	Size	Enters Casing	Ctn Qty
6340-3/4	3/4"	1-1/2"	48
6340-1	1"	2"	35
6340-11/4	1-1/4"	2"	30
6340-11/2	1-1/2"	3"	20
6340-2	2"	3-1/2"	12



5340 SERIES No Lead Brass Foot Valves

- No. 8 perforated stainless steel screen strainer.
- 400 PSI rating.
- Corrosion resistant, stainless steel core with exclusive cup shape.
- For cold water applications only.

Part Number	Size	Enters Casing	Ctn Qty
5340-3/4	3/4"	1 1/4"	48
5340-1	1"	1 1/2"	35
5340-11/4	1 1/4"	2"	24
5340-11/2	1 1/2"	2 1/2"	20
5340-2	2"	3 1/2"	12



5330 Series No Lead Brass Foot Valves

- No 8 perforated stainless steel strainer.
- Heavy hex end.

Part Number	Size	Enters Casing	Ctn Qty
5330-21/2	2-1/2"	5"	1
5330-3	3"	6"	1
5330-4	4"	6"	1

- FOR USE IN WATER WELL SYSTEMS
- * Silicon bronze components contain less than 0.05% (1/20 of 1%) lead.




LF5100 Series Silicon Bronze LEAD FREE* check valves

- Silicon bronze cast body and poppet..
- Buna-N o-ring, stainless steel spring, washer and lock nut.
- 400 PSI (WOG working pressure).
- Made in U.S.A.


NSF/ANSI/CAN 61-4 & 372

Part Number	Simmons	Size	Ctn Qty
LF5100-1/2	501SB	1/2"	50
LF5100-3/4	502SB	3/4"	50
LF5100-1	503SB	1"	50
LF5100-1LT	513SB	1" w/ Longer Threads	50
LF5100-1 1/4	504SB	1 1/4"	36
LF5100-1 1/2	505SB	1 1/2"	24
LF5100-2	506SB	2"	16
LF5100-2 1/2	507SB	2 1/2"	1
LF5100-3	508SB	3"	1
LF5100-4	509SB	4"	1
LF5100-5	510SB	5" w/ MPT both ends	1
LF5100-6	511SB	6"	1



LF5100A Series Silicon Bronze LEAD FREE* check valves

- Same as 5100 Series plus:
- 1/8" single inlet tapping.
- Made in U.S.A.


NSF/ANSI/CAN 61-4 & 372

Part Number	Simmons	Size	Ctn Qty
LF5100A1	522SB	1"	50
LF5100A1 1/4	523SB	1 1/4"	36
LF5100A1 1/2	524SB	1 1/2"	24
LF5100A2	525SB	2"	16



LF5100B Series Silicon Bronze LEAD FREE* Check Valves

- Same as 5100 Series plus:
- With 1/8" Inlet Tapping, 1/4" Outlet Tappings.
- Made in U.S.A.


NSF/ANSI/CAN 61-4 & 372

Part Number	Simmons	Size	Ctn Qty
LF5100B3/4	541SB	3/4"	50
LF5100B1	542SB	1"	50
LF5100B1 1/4	543SB	1 1/4"	36
LF5100B1 1/2	544SB	1 1/2"	24
LF5100B2	545SB	2"	16
LF5100B3	547SB	3"	1

- FOR USE IN WATER WELL SYSTEMS
- * Silicon bronze components contain less than 0.05% (1/20 of 1%) lead.




LF5100C Series Silicon Bronze LEAD FREE* Control Center

- Made in U.S.A.



Part Number	Simmons	Size	Inlet Tap	Outlet Tap	Ctn Qty
LF5100C1	601SB	1"	1/8" (1)	1/4" (2)	1
LF5100C11/4	602SB	1 1/4"	1/8" (1)	1/4" (2)	1
LF5100C11/2	603SB	1 1/2"	1/8" (1)	1/4" (2)	1
LF5101C1	606SB	1"	-	1/4" (2)	1
LF5101C11/4	607SB	1 1/4"	-	1/4" (2)	1



LF5100D Series Silicon Bronze LEAD FREE* submersible Check Valves

- Installation between pump and column pipe.
- Made in U.S.A.



Part Number	Simmons	Size (Fxm)	Ctn Qty
LF5100D1x1	616SB	1"x1"	1
LF5100D1x1LT	610SB	1"x1" w/ longer threads	1
LF5100D1x11/4	617SB	1"x1 1/4"	1
LF5100D11/4x11/4	618SB	1 1/4"x1 1/4"	1



LF6700 Series DUCTILE IRON LEAD FREE* Check Valve

- Ductile iron body - STEMMED
- Silicon bronze poppet and stainless steel spring and nut.
- Non toxic paint.
- For use with large submersible pumps.
- Made in U.S.A.



Part Number	Simmons	Size	Pipe	Ctn Qty
LF6700-1	653SB	1"	1 7/8"	1
LF6700-11/4	654SB	1 1/4"	2 5/16"	1
LF6700-11/2	655SB	1 1/2"	2 5/8"	1
LF6700-2	680SB	2"	3 1/4"	1
LF6700-3	670SB	3"	4 1/8"	1
LF6700-4	671SB	4"	5 5/8"	1
LF6700-6	672SB	6"	7 5/8"	1
LF6700-8	673SB	8"	9 5/8"	1




LF7000 Series Silicone Bronze LEAD FREE* Pressure Regulator Valve

- Silicon bronze cast body.
- Adjustable bronze cylinder control
- For deep well pumps.
- Positive o-ring seat.
- PT series with pressure line tapping.
- Made in U.S.A.



Part Number	Simmons	Size	Line Tap	Ctn Qty
LF7000-3/4	730SB	3/4 x 3/4 x 3/4"	-	1
LF7000PT1	731SB	1 x 1 x 1"	1/8"	1

- FOR USE IN WATER WELL SYSTEMS
- * Silicon bronze components contain less than 0.05% (1/20 of 1%) lead.

5000S Series Silicone Bronze Foot Valve Features:

- Silicon bronze cast body and poppet.
- Stainless steel perforated screen.
- Specify LFN5000S 1-1/4 special valve for 2" ID casing.
- 400 PSI working pressure
- Made in U.S.A.


NSF/ANSI/CAN 61-4 & 372

Part Number	Simmons	Size	Ctn Qty
LF5000S3/4	452SB	3/4"	60
LF5000S1	453SB	1"	60
LFN5000S11/4	404SB	1 1/4"	36
LF5000S11/4	455SB	1 1/4"	36
LFS5000S11/4	454SB	1 1/4"	36
LF5000S11/2	456SB	1 1/2"	24
LF5000S2	457SB	2"	12
LF5000S21/2	458SB	2 1/2"	1
LF5000S3	459SB	3"	1
LF5000S4	460SB	4"	1



LF4000 Series SILICON BRONZE Dual Purpose Foot Valve Features:

- Same as LF5000S Series plus:
- Dual purpose foot valve. Threaded inside and outside.
- Made in U.S.A.


NSF/ANSI/CAN 61-4 & 372

Part Number	Simmons	Size (F x M)	Ctn Qty
LF4000-1 x 11/4	466SB	1" x 1 1/4"	1
LF4000-11/4 x 11/2	467SB	1 1/4" x 1 1/2"	1



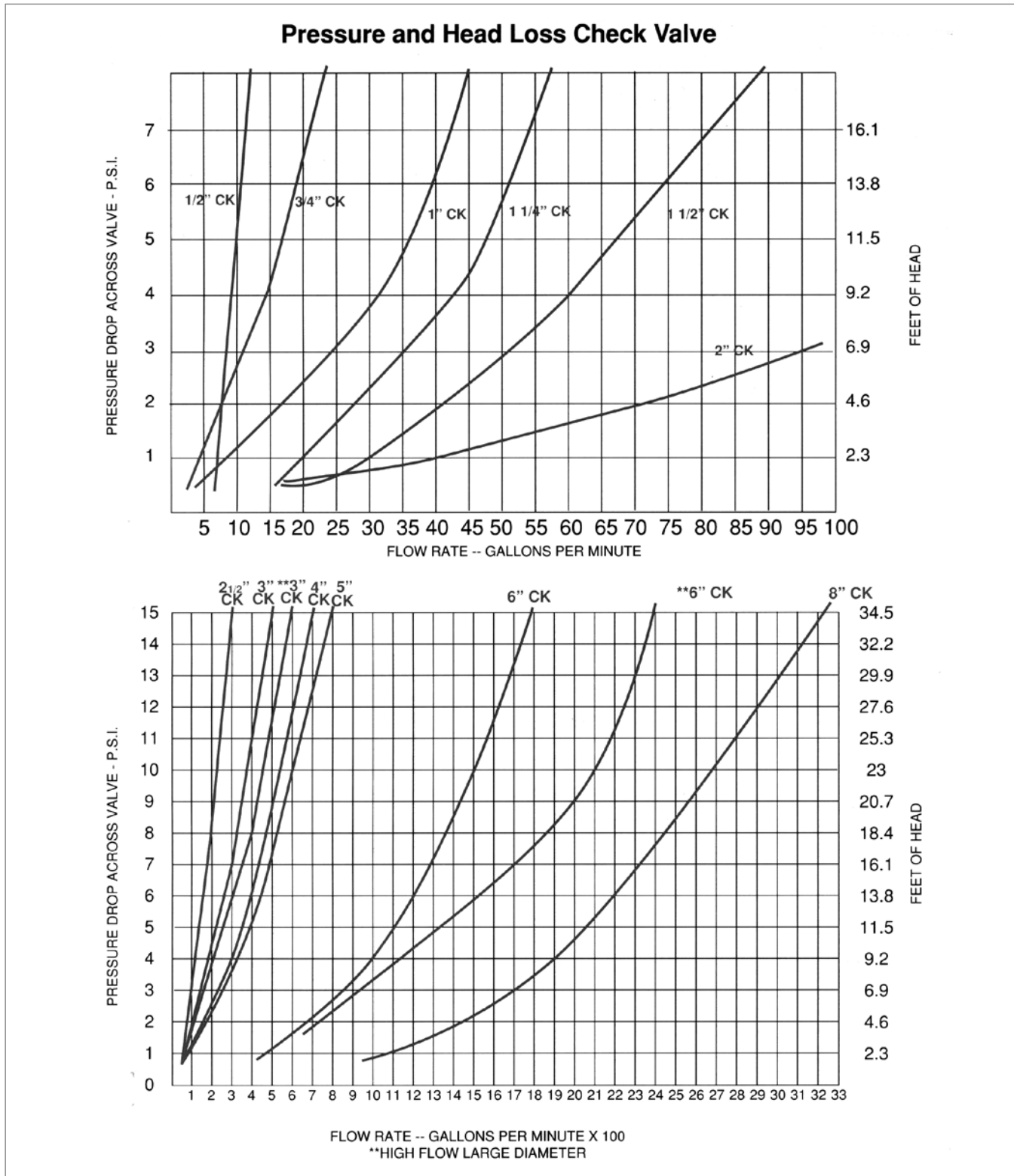
LF50S Series SILICON BRONZE Suction Strainer Features:

- Same as LF5000S Series plus:
- Full flow suction strainer.
- Made in U.S.A.


NSF/ANSI/CAN 61-4 & 372

Part Number	Simmons	Size	Diameter	Length	Ctn Qty
LF50S1	491SB	1"	1 3/4"	4 3/4"	1
LF50S11/4	492SB	1 1/4"	2 5/16"	5 1/4"	1
LF50S11/2	493SB	1 1/2"	2 1/2"	6 5/16"	1
LF50S2	494SB	2"	3 1/8"	7 3/16"	1
LF50S21/2	495SB	2-1/2"	4"	9 3/8"	1

Applies to all Simmons LF5100 Series check valves on previous pages




FV441

HARVARD Four in One Plastic Foot Valve

- Positive sealing - spring loaded valve poppet closes against a smooth tapered seat.
- Corrosion resistant nylon body and internals.
- Self cleaning design for continuous positive sealing.
- Large screen designed to assure smooth water passage and better suction.
- Tapered screen eliminates pipe joint hang-ups during installation.
- Fits four pipe sizes., 3/4" through 1 1/2".
- **Third party certified to NSF/ANSI 372.**



LOW-LEAD



Part Number	Size	Ctn Qty
FV441	3/4" through 1 1/2"	100


FV Series

Brady Plastic Foot & Check Valve Features:

- "Nose Cone" diffuser reduces friction.
- 50% greater water flow.
- Acetal copolymer construction.
- Non-electrolytic, non-corrosive.
- Spring loaded, 316 stainless steel
- BUNA-N seal
- Pressure max: 175 psi
- Temperature max: 180 F
- LC check valve, FPT x FPT
- **Third party certified to NSF/ANSI 372.**


LC Series

Part Number	Size	Ctn Qty
-------------	------	---------

Brady Foot Valve - Spring Loaded

FV75	3/4"	125
FV100	1"	100
FV125	1-1/4"	50
FV150	1-1/2"	50

Brady Check Valve- Spring Loaded

LC75	3/4"	24
LC100	1"	24
LC125	1-1/4"	24
LC150	1-1/2"	12


FV SN Series

Brady Foot Valve Strainer

FV75SN	3/4"	50
FV100SN	1"	50
FV125SN	1-1/4"	50
FV150SN	1-1/2"	50

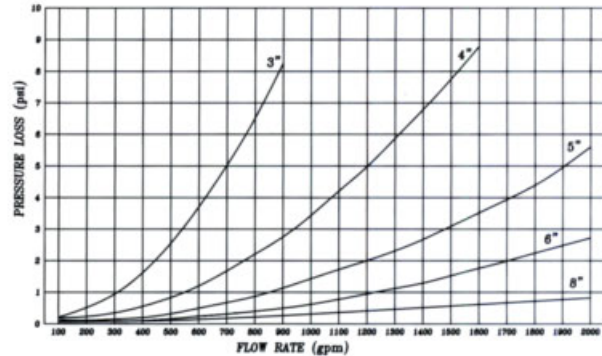
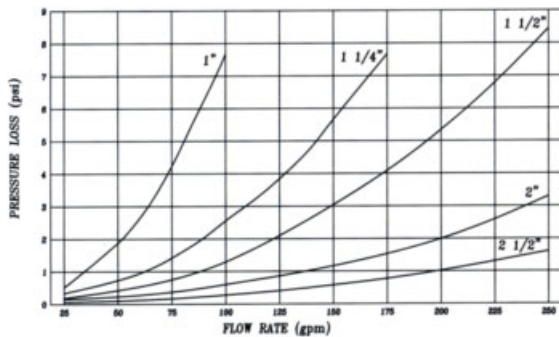


Cast Iron Foot Valve Features:

- Painted red finish.
- Includes NBR rubber flapper check to maintain prime.
- For use in drainage on construction sites, irrigation projects, pumping from ponds or streams.


5400 Series

Part Number	Valve Size	Flapper OD Size
5400-1	1"	2 1/2"
5400-11/4	1-1/4"	2 3/4"
5400-2	2"	4 1/4"
5400-21/2	2-1/2"	5"
5400-3	3"	5 3/4"
5400-4	4"	7"
5400-6	6"	10 1/8"
5400-8	8"	12 7/8"


5400-LR Series

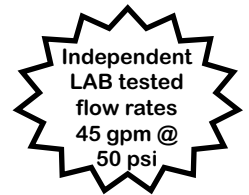

Replacement Leathers for 5400 Series Foot Valves

Valve Size	LEATHER FLAPPER ONLY Part No.	NEOPRENE FLAPPER ONLY Part No.
1"	5400-1LR	
1 1/4"	5400-11/4LR	
1 1/2"	5400-11/2LR	8367C
2"	5400-2LR	8367D
2 1/2"	5400-21/2LR	8367E
3"	5400-3LR	8367F
4"	5400-4LR	8367G
5"	5400-5LR	
6"	5400-6LR	8367J
8"	5400-8LR	8367K

NO LEAD Yard Hydrants - Frost Proof



NO LEAD Series Frost Proof Yard Hydrant Features:


CLAYTON MARK®


- Fully frost proof, shut-off valve below frost line.
- Heavy cast iron head with 3/4" brass discharge connection and bucket hook. All weather **powder coated** finish.
- Can be padlocked.
- Heavy, galvanized steel, corrosion resistant, 1" stand-pipe.
- Galvanized carbon steel connecting rod. Stainless steel operating rod.
- Long lasting Buna-N rubber plunger with solid brass core.
- Integral valve seat cast into brass valve body. 3/4" FPT connection with double bypass bottom valve for superior flow, less risk of debris blockage.
- 1/8" FPT back drain hole.
- Rated to 80 PSI, adjustable. See page 2.18 for adjustment procedure.
- Packed securely in individual heavy weight carton.
- Independent lab tested.
- Lead Free. **Third party certified to NSF/ANSI 372.**



Part Number	Bury Depth	Overall Length	Weight (lbs)
-------------	------------	----------------	--------------

54511NL	1	42"	12.4
54512NL	2	54"	15.2
54513NL	3	66"	17.8
54514NL	4	78"	21.0
54515NL	5	90"	22.3
54516NL	6	102"	26.2
54518NL	8	126"	30.7



Part Number	Description	Ctn/Case Qty
-------------	-------------	--------------

NO LEAD Vacuum Breaker Meets ASSE 1011

HVBAD75NL	3/4"NL Brass w/ auto back drain fght x mght	10/100
-----------	---	--------

HVBAD75NL

NLRBHE Series

NLRBHT Series

SSHE Series

SSHT Series

Part Number	Size	# Barbs	Ctn/Case Qty
-------------	------	---------	--------------

No Lead Cast Bronze Hydrant Elbow (INSxMIP)

NLRBHE3/4	3/4"x 3/4"	5	10/100
NLRBHE1X3/4	1" x 3/4"	5	10/100
NLRBHE1	1" x 1"	5	10/100
NLRBHE11/4	1 1/4" x 1 1/4"	5	5/50

No Lead Cast Bronze Extra Long Hydrant Elbow (INS x MIP)

NLXLRBHE1	1" x 1"	8	10/100
NLXLRBHE1X3/4	1" x 3/4"	10	10/100

No Lead Cast Bronze Hydrant Tee (INS x MIP)

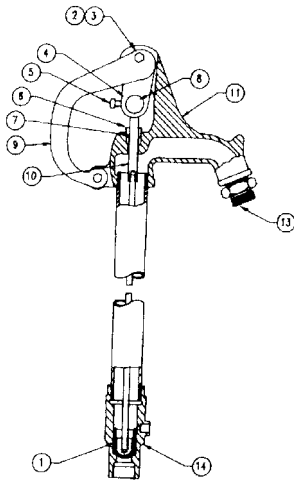
NLRBHT3/4	3/4" x 3/4"	6	10/100
NLRBHT1x3/4	1" x 3/4"	6	10/100
NLRBHT1	1" x 1"	6	10/100

Stainless Steel Hydrant Elbow (INSxMIP)

SSHE3/4	3/4" x 3/4"	5	10/100
SSHE1X3/4	1" x 3/4"	5	10/100
SSHE1	1" x 1"	6	10/100
SSHE11/4	1 1/4" x 1 1/4"	5	10/50

Stainless Steel Hydrant Tee (INS x MIP)

SSHT3/4	3/4" x 3/4"	4	10/100
SSHT1x3/4	1" x 3/4"	6	10/100
SSHT1	1" x 1"	4	10/100



5451NL Series Hydrant Replacement Parts

Part Number	Item Number	Description
YRK1		Repair Kit (Items 1-8)
9175B	1	Plunger - BUNA N rubber/brass
9023B	2	Fulcrum Bolt - zinc plated steel
9023C	3	Fulcrum Nut - zinc plated steel
9023E	5	Set Screw square head - zinc plated steel
9023A	6	Packing Nut - brass
29609G	7	Packing - graphite (2 - 1 old, 1 new style)
9023G	8	Connector - brass
2506K	9	Handle - powder coated cast iron
2222AHSS	10	Clevis Rod - SS NEW STYLE (for double bypass)
2500K	11	Head only - painted cast iron
382914	13	Hose Adapter - brass
381504	14	Valve Body - brass
2575K		Complete Head Assembly (Items 2-13)

3/4" 5451NL Hydrant Flow Rates

PSI	GPM
10	20 GPM @ 10 PSI
15	25.7 GPM @ 15 PSI
20	29.3 GPM @ 20 PSI
25	32.5 GPM @ 25 PSI
30	35 GPM @ 30 PSI
35	37.5 GPM @ 35 PSI
40	40 GPM @ 40 PSI
45	42.5 GPM @ 45 PSI
50	45 GPM @ 50 PSI

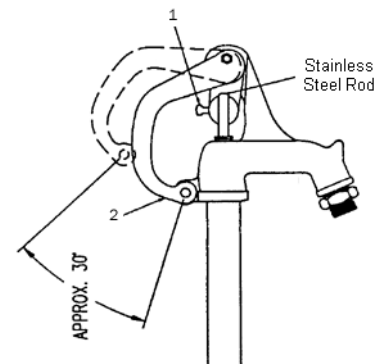
STEEL ROD (use with double bypass valve 5451 Series)

TA7100099NS	54511 Rod (32.4")
TA7100100NS	54512 Rod (44.4")
TA7100101NS	54513 Rod (56.4")
TA7100102NS	54514 Rod (68.4")
TA7100103NS	54515 Rod (80.4")
TA7100104NS	54516 Rod (92.4")
TA7100105NS	54518 Rod (116.4")

NOTE: All 5451NL Series Hydrants are preset at factory. There should be no need for any adjustment on initial installation. Adjust only if water does not shut off or hydrant does not operate properly.

5451NL HYDRANT ADJUSTMENT PROCEDURE

- Turn water supply OFF.
- Open hydrant to relieve pressure.
- Loosen set screw. (Item 2)
- Push brass rod down as far as it will go by hand to be sure the plunger is touching seat.
- Open handle (Item 2) approximately 30° from closed position.
- Tighten set screw snugly.
- Turn water supply ON.
- Operate hydrant and make sure hydrant is shutting off properly and flowing properly.
- If hydrant still does not shut off, repeat steps 1 through 8.**
- Flow water through hydrant and then close completely to check for proper drainage by
 - listening for water draining down pipe or
 - putting your hand over the hose connection to feel for a vacuum.
 If hydrant does not drain, see step 11.
- To clear drain hole blockage, close off hydrant spout by using hose cap or by attaching and kinking a hose. Open and close hydrant to allow water pressure to clear blockage. Repeat step 10 to verify proper drainage. If hydrant still does not drain, repeat steps 1 through 10 to fully uncover drain hole.



CAUTION: Do not try to make the shutoff adjustment in one attempt or you may overadjust and cause damage to the plunger and rods. For this reason adjust in multiple small increments.



NOT FOR SALE IN CALIFORNIA.
Does NOT meet CA Prop 65.



Deluxe NO LEAD Frost Proof Yard Hydrant

Features:

- FROST-PROOF Stainless steel shut-off valve operates below the frost line.
- Pistol type handle eliminates pinching.
- Can be padlocked.
- Wheel handle controls water flow at rate desired.
- Stainless steel extension rod will not rust or cut into packing.
- Water in standpipe drains out when hydrant is off.
- Aluminum nozzle threaded for standard 3/4" hose coupling.
- Inner parts removable without digging.
- 120 PSI maximum pressure.
- Individually boxed.



NL Series is Lead Free
and certified to
NSF/ANSI 372 <0.25% Pb
by weighted average.

NO LEAD Part No.	Bury Depth	Pipe Length	Overall Length	Ctn Qty
H800NL	1 ft	30"	40"	1
H801NL	1.5 ft	38"	48"	1
H802NL	2 ft	44"	54"	1
H803NL	3 ft	56"	66"	1
H804NL	4 ft	68.5"	78.5"	1
H805NL	5 ft	80.5"	90.5"	1
H806NL	6 ft	92.25"	102.25"	1
H807NL	7 ft	104"	114"	1
H808NL	8 ft	116"	126"	1



HV BAD 75NL

Part Number	Description	Ctn/Case Qty
NO LEAD Vacuum Breaker Meets ASSE 1011		
HV BAD 75NL	3/4"NL Brass w/ auto back drain fght x mght 10/100	

NO LEAD Vacuum Breaker Meets ASSE 1011

HV BAD 75NL 3/4"NL Brass w/ auto back drain fght x mght 10/100



NLRBHE Series



NLRBHT Series



SSHE Series



SSHT Series

Part Number	Size	# Barbs	Ctn/Case Qty
No Lead Cast Bronze Hydrant Elbow (INSxMIP)			
NLRBHE3/4	3/4" x 3/4"	5	10/100
NLRBHE1X3/4	1" x 3/4"	5	10/100
NLRBHE1	1" x 1"	5	10/100
NLRBHE11/4	1 1/4" x 1 1/4"	5	5/50
No Lead Cast Bronze Extra Long Hydrant Elbow (INS x MIP)			
NLXLRBHE1	1" x 1"	8	10/100
NLXLRBHE1X3/4	1" x 3/4"	10	10/100
No Lead Cast Bronze Hydrant Tee (INS x MIP)			
NLRBHT3/4	3/4" x 3/4"	6	10/100
NLRBHT1x3/4	1" x 3/4"	6	10/100
NLRBHT1	1" x 1"	6	10/100
Stainless Steel Hydrant Elbow (INSxMIP)			
SSHE3/4	3/4" x 3/4"	5	10/100
SSHE1X3/4	1" x 3/4"	5	10/100
SSHE1	1" x 1"	6	10/100
SSHE11/4	1 1/4" x 1 1/4"	5	10/50
Stainless Steel Hydrant Tee (INS x MIP)			
SSHT3/4	3/4" x 3/4"	4	10/100
SSHT1x3/4	1" x 3/4"	6	10/100
SSHT1	1" x 1"	4	10/100

No Lead Cast Bronze Hydrant Elbow (INSxMIP)

NLRBHE3/4	3/4" x 3/4"	5	10/100
NLRBHE1X3/4	1" x 3/4"	5	10/100
NLRBHE1	1" x 1"	5	10/100
NLRBHE11/4	1 1/4" x 1 1/4"	5	5/50

No Lead Cast Bronze Extra Long Hydrant Elbow (INS x MIP)

NLXLRBHE1	1" x 1"	8	10/100
NLXLRBHE1X3/4	1" x 3/4"	10	10/100

No Lead Cast Bronze Hydrant Tee (INS x MIP)

NLRBHT3/4	3/4" x 3/4"	6	10/100
NLRBHT1x3/4	1" x 3/4"	6	10/100
NLRBHT1	1" x 1"	6	10/100

Stainless Steel Hydrant Elbow (INSxMIP)

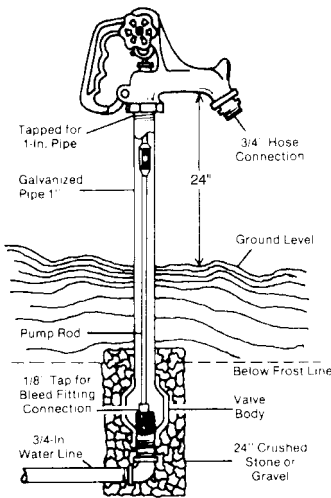
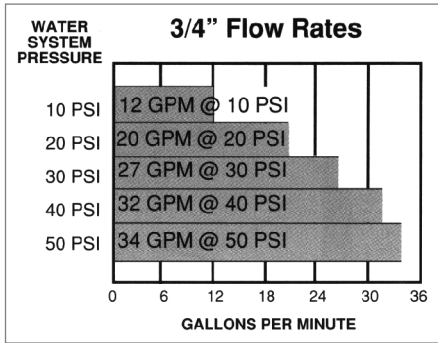
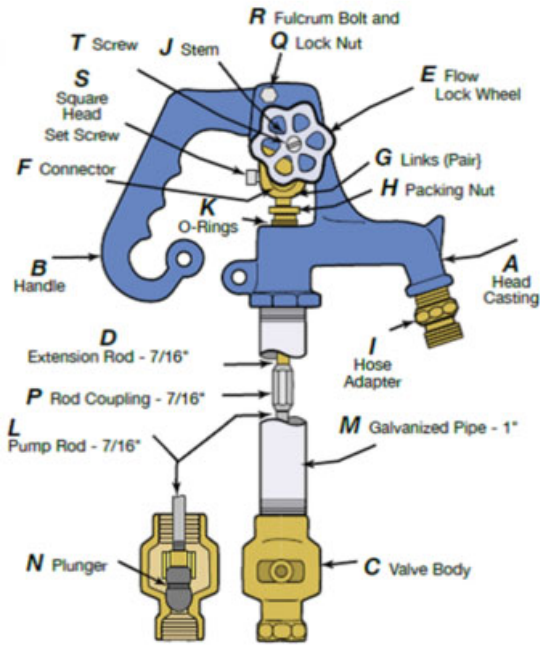
SSHE3/4	3/4" x 3/4"	5	10/100
SSHE1X3/4	1" x 3/4"	5	10/100
SSHE1	1" x 1"	6	10/100
SSHE11/4	1 1/4" x 1 1/4"	5	10/50

Stainless Steel Hydrant Tee (INS x MIP)

SSHT3/4	3/4" x 3/4"	4	10/100
SSHT1x3/4	1" x 3/4"	6	10/100
SSHT1	1" x 1"	4	10/100

Yard Hydrants - Replacement Parts

Replacement Parts For H800 Series Hydrants



Part Number	Reference Number	Name of Part
8820	A	Head
8821	B	Handle
8822SB	C	Valve Body SS
8843	D	Stainless Steel Extension Rod 7/16"NL
8824	E	Hand Wheel
8825 *	F	Connector - brass
8826 *	G	Links(pair) - brass
8827 *	H	Packing Nut - brass
8844	I	Aluminum Hose Adapter NL
8829	J	Brass Stem, Square head
8839 *	K	O-Ring Packing, BUNA-N (pair)
8814-0	L	7/16" Pump Rod for H800NL
8814-1		7/16" Pump Rod for H801NL
8814-2		7/16" Pump Rod for H802NL
8814-3		7/16" Pump Rod for H803NL
8814-4		7/16" Pump Rod for H804NL
8814-5		7/16" Pump Rod for H805NL
8814-6		7/16" Pump Rod for H806NL
8814-7		7/16" Pump Rod for H807NL
8814-8		7/16" Pump Rod for H808NL
8815-0	M	Pipe Casing for H800NL
8815-1		Pipe Casing for H801NL
8815-2		Pipe Casing for H802NL
8815-3		Pipe Casing for H803NL
8815-4		Pipe Casing for H804NL
8815-5		Pipe Casing for H805NL
8842 *	N	Plunger - one piece NL
8834	P	Rod Coupling, 7/16"
8301 *	Q	Lock Nut - stainless steel
8836 *	R	Fulcrum Bolt - stainless steel
8837 *	S	Square Head Set Screw - stainless steel
8610	T	Screw for Hand Wheel
840SB		Head, Complete NL
850SB		Parts Kit NL (* Included)